DIN 1

Taper pins

Spine coniche

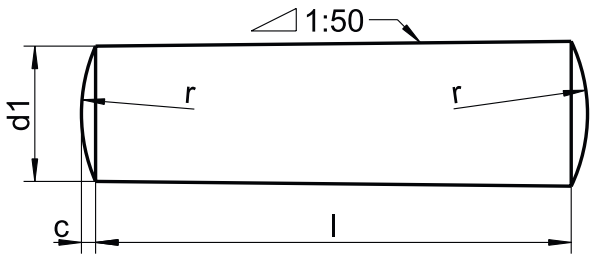

c	0,15	0,23	0,30	0,40	0,45	0,60	0,75	0,90	1,20	1,50
r	1,0	1,5	2,0	2,5	3,0	4,0	5,0	6,0	8,0	10,0
Length /Ø	**1**	**1,5**	**2**	**2,5**	**3,0**	**4,0**	**5,0**	**6,0**	**8,0**	**10,0**
10	★	★	★							
12	★	★	★							
14	★	★	★	★	★					
16	★	★	★	★	★	★	★			
18	★	★	★	★	★	★	★			
20	★	★	★	★	★	★	★			
22				★	★	★	★			
24				★	★	★	★	★		
26					★	★	★	★		
28					★	★	★	★		
30					★	★	★	★		
32					★	★	★	★	★	★
36					★	★	★	★	★	★
40					★	★	★	★	★	★
45					★	★	★	★	★	★
50					★	★	★	★	★	★
55						★	★	★	★	★
60						★	★	★	★	★
70							★	★	★	★
80								★	★	★
90									★	★
100									★	★
BOX	200	200	200	200	200	100	100	100	50	25

★A1 / ★A4

Zorzo Tecnologie Srl

DIN 7

Parallel pins m6

Spine cilindriche

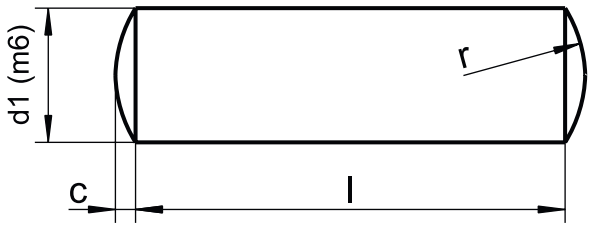

c r	0,15 1,0	0,23 1,5	0,30 2,0	0,40 2,5	0,45 3,0	0,60 4,0	0,75 5,0	0,90 6,0	1,20 8,0	1,50 10,0	1,80 12,0	2,50 16,0	3,00 20,0
Length /Ø	**1**	**1,5**	**2**	**2,5**	**3**	**4**	**5**	**6**	**8**	**10**	**12**	**16**	**20**
2	★★	★★											
3	★★	★★											
4	★★	★★	★★	★★	★★								
5	★★	★★	★★	★★	★★	★★	★★						
6	★★	★★	★★	★★	★★	★★	★★	★★					
8	★★	★★	★★	★★	★★	★★	★★	★★	★★				
10	★★	★★	★★	★★	★★	★★	★★	★★	★★	★★			
12	★★	★★	★★	★★	★★	★★	★★	★★	★★	★★			
14	★★	★★	★★	★★	★★	★★	★★	★★	★★	★★	★★		
16	★★	★★	★★	★★	★★	★★	★★	★★	★★	★★	★★		
18	★★	★★	★★	★★	★★	★★	★★	★★	★★	★★	★★		
20	★★	★★	★★	★★	★★	★★	★★	★★	★★	★★	★★	★★	★★
24		★★	★★	★★	★★	★★	★★	★★	★★	★★	★★	★★	★★
28		★★	★★	★★	★★	★★	★★	★★	★★	★★	★★	★★	★★
30			★★	★★	★★	★★	★★	★★	★★	★★	★★	★★	★★
32			★★	★★	★★	★★	★★	★★	★★	★★	★★	★★	★★
36					★★	★★	★★	★★	★★	★★	★★	★★	★★
40					★★	★★	★★	★★	★★	★★	★★	★★	★★
45						★★	★★	★★	★★	★★	★★	★★	★★
50						★★	★★	★★	★★	★★	★★	★★	★★
55						★★	★★	★★	★★	★★	★★	★★	★★
60						★★	★★	★★	★★	★★	★★	★★	★★
70						★★	★★	★★	★★	★★	★★	★★	★★
80								★★	★★	★★	★★	★★	★★
90								★★	★★	★★	★★	★★	★★
100										★★	★★	★★	★★
BOX	1000	1000	1000	500	500	500	500 ≥ 55 200	100	100	100	50	25	25

★ A1 / ★ A4

Bonetechnologies

DIN 84

Slotted cheese head screws

Viti a metallo testa cilindrica taglio

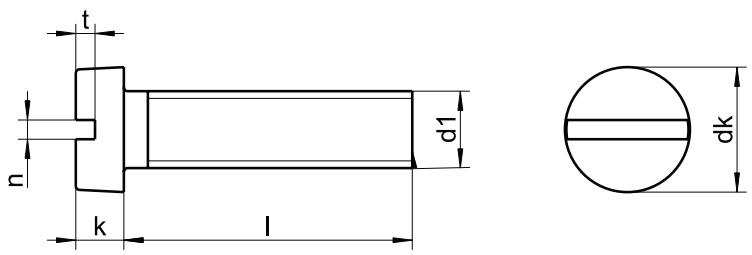

dk	3,0	3,8	4,5	5,5	6,0	7,0	8,5	10,0	13,0	16,0
k	1,0	1,3	1,6	2,0	2,4	2,6	3,3	3,9	5,0	6,0
n	0,40	0,50	0,60	0,80	1,00	1,20	1,20	1,60	2,00	2,50
t	0,45	0,60	0,70	0,85	1,00	1,10	1,30	1,60	2,00	2,40
Length /Ø	**M1,6**	**M2**	**M2,5**	**M3**	**M3,5**	**M4**	**M5**	**M6**	**M8**	**M10**
3	★★	★★	★★	★★						
4	★★	★★	★★	★★		★★				
5	★★	★★	★★	★★	★★	★★	★★	★★		
6	★★	★★	★★	★★	★★	★★	★★	★★	★★	
8	★★	★★	★★	★★	★★	★★	★★	★★	★★	
10	★★	★★	★★	★★	★★	★★	★★	★★	★★	
12	★★	★★	★★	★★	★★	★★	★★	★★	★★	★★
14	★★	★★	★★	★★	★★	★★	★★	★★	★★	★★
16	★★	★★	★★	★★	★★	★★	★★	★★	★★	★★
18	★★	★★	★★	★★	★★	★★	★★	★★	★★	★★
20	★★	★★	★★	★★	★★	★★	★★	★★	★★	★★
22		★★	★★	★★		★★	★★	★★	★★	★★
25		★★	★★	★★		★★	★★	★★	★★	★★
28		★★	★★	★★		★★	★★	★★	★★	★★
30		★★	★★	★★		★★	★★	★★	★★	★★
35				★★		★★	★★	★★	★★	★★
40				★★		★★	★★	★★	★★	★★
45				★★		★★	★★	★★	★★	★★
50				★★		★★	★★	★★	★★	★★
55				★★		★★	★★	★★	★★	★★
60				★★		★★	★★	★★	★★	★★
65						★★	★★	★★	★★	★★
70						★★	★★	★★	★★	★★
75						★★	★★	★★	★★	★★
80						★★	★★	★★	★★	★★
85						★★	★★	★★	★★	★★
90						★★	★★	★★	★★	★★
100						★★	★★	★★	★★	★★
BOX	1000	1000	1000	1000 ≥ 25 200	1000 ≥ 25 500	1000 ≥ 25 500	500 ≥ 25 200	500 ≥ 25 200	100	100 ≥ 60 50

★ A1 / ★ A2 / ★ A4

M 1,2 and M 1,4 on request
M 1,2 e M 1,4 su richiesta

Terze Tecnologie srl

DIN 85

Slotted pan head screws

Viti a metallo testa cilindrica bombata taglio

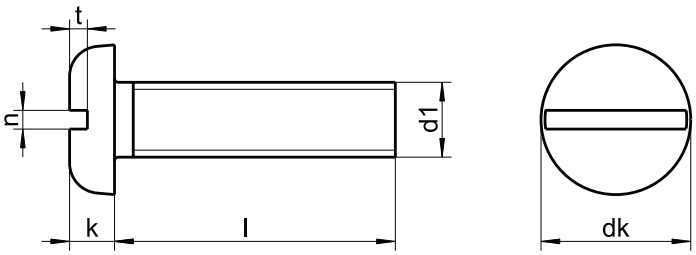

dk	4,0	5,0	6,0	7,0	8,0	10,0	12,0	16,0
k	1,3	1,5	1,8	2,1	2,4	3,0	3,6	4,8
n	0,5	0,6	0,8	1,0	0,8	1,2	1,6	2,0
t	0,4	0,5	0,7	0,8	1,0	1,2	1,4	1,9
Length /Ø	**M2**	**M2,5**	**M3**	**M3,5**	**M4**	**M5**	**M6**	**M8**
3	★★	★★	★★	★★				
4	★★	★★	★★	★★				
5	★★	★★	★★	★★	★★			
6	★★	★★	★★	★★	★★	★★	★★	
8	★★	★★	★★	★★	★★	★★	★★	★★
10	★★	★★	★★	★★	★★	★★	★★	★★
12	★★	★★	★★	★★	★★	★★	★★	★★
14	★★	★★	★★	★★	★★	★★	★★	★★
16	★★	★★	★★	★★	★★	★★	★★	★★
18	★★	★★	★★		★★	★★	★★	★★
20	★★	★★	★★	★★	★★	★★	★★	★★
22		★★	★★		★★	★★	★★	★★
25		★★	★★	★★	★★	★★	★★	★★
30			★★	★★	★★	★★	★★	★★
35			★★	★★	★★	★★	★★	★★
40			★★	★★	★★	★★	★★	★★
45			★★	★★	★★	★★	★★	★★
50			★★	★★	★★	★★	★★	★★
55					★★	★★	★★	★★
60					★★	★★	★★	★★
65						★★	★★	★★
70						★★	★★	★★
75						★★	★★	★★
80						★★	★★	★★
90						★★	★★	★★
100						★★	★★	★★
BOX	1000	1000	500	500	500	500 ≥ 25 200	200 ≥ 35 100	100

★ A1 / ★ A2 / ★ A4

Nozzo Technologie S.r.l.

DIN 93

Tab washers with 1 tab

Rondelle di sicurezza con linguetta

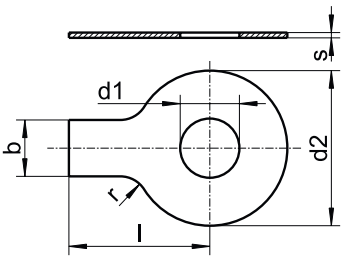

d1	for	d2	s	l	r	b	MAT.	BOX
4,3	M4	14	0,38	14	2,5	5	★ ★	200
5,3	M5	17	0,50	16	2,5	6	★ ★	200
6,4	M6	19	0,50	18	4,0	7	★ ★	200
8,4	M8	22	0,75	20	4,0	8	★ ★	100
10,5	M10	26	0,75	22	6,0	10	★ ★	100
13,0	M12	30	1,00	28	10,0	12	★ ★	100
15,0	M14	33	1,00	28	10,0	12	★ ★	100
17,0	M16	36	1,00	32	10,0	15	★ ★	100
19,0	M18	40	1,00	36	10,0	18	★ ★	100
21,0	M20	42	1,00	36	10,0	18	★ ★	50
23,0	M22	50	1,00	42	10,0	20	★ ★	50
25,0	M24	50	1,00	42	10,0	20	★ ★	50
28,0	M27	58	1,60	48	16,0	23	★ ★	50
31,0	M30	63	1,60	52	16,0	26	★ ★	50
34,0	M33	68	1,60	56	16,0	28	★ ★	20
37,0	M36	75	1,60	60	16,0	30	★ ★	20
40,0	M39	82	1,60	64	16,0	32	★ ★	20

★ A1 / ★ A2 / ★ A4

Zorzo Tecnologie Srl

DIN 94

Split pins

Copiglie

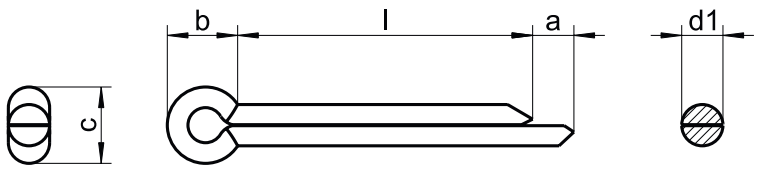

d max.	0,9	1,2	1,4	1,8	2,3	2,9	3,7	4,6	5,9	7,5	9,5
d min.	0,8	1,0	1,3	1,7	2,1	2,7	3,5	4,4	5,7	7,3	9,3
a max.	1,6	2,5	2,5	2,5	2,5	3,2	4,0	4,0	4,0	4,0	6,3
a min.	0,80	1,25	1,25	1,25	1,25	1,60	2,00	2,00	2,00	2,00	3,2
b ≈	3,0	3,0	3,2	4,0	5,0	6,4	8,0	10,0	12,6	16,0	20,0
c max.	1,8	2,0	2,8	3,6	4,6	5,8	7,4	9,2	11,8	15,0	19,0
c min.	1,6	1,7	2,4	3,2	4,0	5,1	6,5	8,0	10,3	13,1	16,6
Length /Ø	**1**	**1,2**	**1,6**	**2**	**2,5**	**3,2**	**4**	**5**	**6,3**	**8**	**10**
6	★★	★★	★★	★★							
8	★★	★★	★★	★★							
10	★★	★★	★★	★★	★★	★★					
12	★★	★★	★★	★★	★★	★★					
14	★★	★★	★★	★★	★★	★★					
16	★★	★★	★★	★★	★★	★★	★★	★★			
18	★★	★★	★★	★★	★★	★★	★★	★★			
20	★★	★★	★★	★★	★★	★★	★★	★★	★★		
22	★★	★★	★★	★★	★★	★★	★★	★★	★★		
25	★★	★★	★★	★★	★★	★★	★★	★★	★★		
28	★★	★★	★★	★★	★★	★★	★★	★★	★★		
32	★★	★★	★★	★★	★★	★★	★★	★★	★★	★★	★★
36	★★	★★	★★	★★	★★	★★	★★	★★	★★	★★	★★
40	★★	★★	★★	★★	★★	★★	★★	★★	★★	★★	★★
45	★★		★★	★★	★★	★★	★★	★★	★★	★★	★★
50			★★	★★	★★	★★	★★	★★	★★	★★	★★
56						★★	★★	★★	★★	★★	★★
63						★★	★★	★★	★★	★★	★★
71						★★	★★	★★	★★	★★	★★
80						★★	★★	★★	★★	★★	★★
90							★★	★★	★★	★★	★★
100							★★	★★	★★	★★	★★
112									★★	★★	★★
125									★★	★★	★★
140										★★	★★
BOX	500	500	500	500	500	500	200	200	100	100	100

★ A1 / ★ A2 / ★ A4

Kozo Technologies s.r.l.

DIN 125 A

Plain washers - type A without chamfer

Rondelle piane

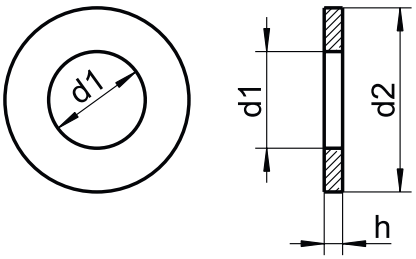

d1	for	d2	h	MAT.	BOX
1,7	M1,6	4,0	0,3	★★	1000
2,2	M2	5,0	0,3	★★	1000
2,7	M2,5	6,5	0,5	★★	1000
3,2	M3	7,0	0,5	★★	1000
3,7	M3,5	8,0	0,5	★★	1000
4,3	M4	9,0	0,8	★★	1000
5,3	M5	10,0	1,0	★★	1000
6,4	M6	12,0	1,6	★★	1000
7,4	M7	14,0	1,6	★★	1000
8,4	M8	16,0	1,6	★★	1000
10,5	M10	20,0	2,0	★★	500
13,0	M12	24,0	2,5	★★	500
15,0	M14	28,0	2,5	★★	200
17,0	M16	30,0	3,0	★★	200
19,0	M18	34,0	3,0	★★	200
21,0	M20	37,0	3,0	★★	200
23,0	M22	39,0	3,0	★★	100
25,0	M24	44,0	4,0	★★	100
28,0	M27	50,0	4,0	★★	50
31,0	M30	56,0	4,0	★★	25
34,0	M33	60,0	5,0	★★	25
37,0	M36	66,0	5,0	★★	10
40,0	M39	72,0	6,0	★★	10
43,0	M42	78,0	7,0	★★	10
46,0	M45	85,0	7,0	★★	10
50,0	M48	92,0	8,0	★★	10
52,0	M50	92,0	8,0	★★	10
54,0	M52	98,0	8,0	★★	10
58,0	M56	105,0	9,0	★★	10
62,0	M60	110,0	9,0	★★	10
66,0	M64	115,0	9,0	★★	10

★ A1 / ★ A2 / ★ A4

Zorzo Tecnologie srl

ART 125 “S”

Locking washers "S"

Rondelle di sicurezza tipo “S”

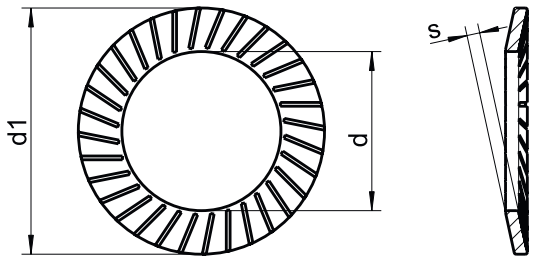

d	d1	s	MAT	BOX
2,2	4,0	0,35	★	2000
2,7	4,8	0,45	★	2000
3,2	5,5	0,45	★	2000
3,7	6,0	0,45	★	2000
4,3	7,0	0,50	★	1000
5,3	9,0	0,60	★	1000
6,4	10,0	0,70	★	1000
8,4	13,0	0,80	★	1000
10,5	16,0	1,00	★	500
13,0	18,0	1,10	★	500
15,0	22,0	1,20	★	500
17,0	24,0	1,30	★	500
19,0	27,0	1,50	★	100
21,0	30,0	1,50	★	100
25,0	36,0	1,80	★	100
28,6	39,0	2,00	★	100
31,6	45,0	2,00	★	100

★ A1 / ★ A2 / ★ A4

Zorro Tecnologie Srl

DIN 127 B

Spring lock washers type B

Rondelle Grower

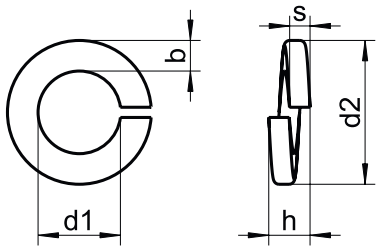

d1	for	d2	h min.	s	b	MAT.	BOX
2,1	M2	4,4	1,0	0,5	0,9	1.4310 / ★	1000
2,6	M2,5	5,1	1,2	0,6	1,0	1.4310 / ★	1000
3,1	M3	6,2	1,6	0,8	1,3	1.4310 / ★	1000
3,6	M3,5	6,7	1,6	0,8	1,3	1.4310 / ★	1000
4,1	M4	7,6	1,8	0,9	1,5	1.4310 / ★	1000
5,1	M5	9,2	2,4	1,2	1,8	1.4310 / ★	1000
6,1	M6	11,8	3,2	1,6	2,5	1.4310 / ★	1000
7,1	M7	12,8	3,2	1,6	2,5	1.4310 / ★	1000
8,1	M8	14,8	4,0	2,0	3,0	1.4310 / ★	1000
10,2	M10	18,1	4,4	2,2	3,5	1.4310 / ★	500
12,2	M12	21,1	5,0	2,5	4,0	1.4310 / ★	500
14,2	M14	24,1	6,0	3,0	4,5	1.4310 / ★	500
16,2	M16	27,4	7,0	3,5	5,0	1.4310 / ★	500
18,2	M18	29,4	7,0	3,5	5,0	1.4310 / ★	200
20,2	M20	33,6	8,0	4,0	6,0	1.4310 / ★	200
22,5	M22	35,9	8,0	4,0	6,0	1.4310 / ★	100
24,5	M24	40,0	10,0	5,0	7,0	1.4310 / ★	100
27,5	M27	43,0	10,0	5,0	7,0	1.4310 / ★	50
30,5	M30	48,2	12,0	6,0	8,0	1.4310 / ★	50
33,5	M33	55,2	12,0	6,0	10,0	1.4310 / ★	50
36,5	M36	58,2	12,0	6,0	10,0	1.4310 / ★	25
39,5	M39	61,2	12,0	6,0	10,0	1.4310 / ★	25
42,5	M42	68,2	14,0	7,0	12,0	1.4310 / ★	25
45,5	M45	71,2	14,0	7,0	12,0	1.4310 / ★	25
49,0	M48	75,0	14,0	7,0	12,0	1.4310 / ★	25

★ A1 / ★ A2 / ★ A4

Varze Technologie s.r.o.

DIN 128 A

Spring lock washers - type A, curved

Rondelle Grower curve

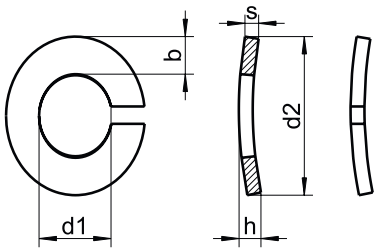

nominal size	d1 min.	d2 max.	h min.	h max.	s	b	MAT.	BOX
2	2,1	4,4	0,70	0,90	0,5	0,9	1.4310/ ★	1000
2,3	2,4	4,9	0,90	1,10	0,6	0,9	1.4310/ ★	1000
2,5	2,6	5,1	0,90	1,10	0,6	1,0	1.4310/ ★	1000
2,6	2,7	5,2	0,90	1,10	0,6	1,0	1.4310/ ★	1000
3	3,1	6,2	1,10	1,30	0,7	1,3	1.4310/ ★	1000
3,5	3,6	6,7	1,10	1,30	0,7	1,3	1.4310/ ★	1000
4	4,1	7,6	1,20	1,40	0,8	1,5	1.4310/ ★	1000
5	5,1	9,2	1,50	1,70	1,0	1,8	1.4310/ ★	1000
6	6,1	11,8	2,00	2,20	1,3	2,5	1.4310/ ★	1000
8	8,2	14,8	2,45	2,75	1,6	3,0	1.4310/ ★	1000
10	10,2	18,1	2,85	3,15	1,8	3,5	1.4310/ ★	1000
12	12,2	21,1	3,35	3,65	2,1	4,0	1.4310/ ★	500
14	14,2	24,1	3,90	4,30	2,4	4,5	1.4310/ ★	500
16	16,2	27,4	4,50	5,10	2,8	5,0	1.4310/ ★	250
18	18,2	29,4	4,50	5,10	2,8	5,0	1.4310/ ★	250
20	20,2	33,6	5,10	5,90	3,2	6,0	1.4310/ ★	100
22	22,5	35,9	5,10	5,90	3,2	6,0	1.4310/ ★	100
24	24,5	40,0	6,50	7,50	4,0	7,0	1.4310/ ★	100

★ A1 / ★ A2 / ★ A4

Verzo Technopage Srl

DIN 128 B

Spring lock washers - type B, waved

Rondelle Grower ondulate

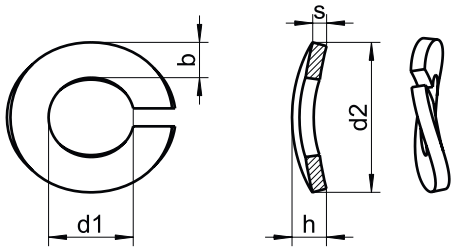

nominal size	d1 min.	d2 max.	h min.	h max.	s	b
5	5,1	9,2	1,50	1,70	1,0	1,8
6	6,1	11,8	2,00	2,20	1,3	2,5
8	8,1	14,8	2,45	2,75	1,6	3,0
10	10,2	18,1	2,85	3,15	1,8	3,5
12	12,2	21,1	3,35	3,65	2,1	4,0
16	16,2	27,4	4,50	5,10	2,8	5,0
20	20,2	33,6	5,10	5,90	3,2	6,0

MAT.	BOX
1.4310	1000
1.4310	1000
1.4310	1000
1.4310	1000
1.4310	500
1.4310	250
1.4310	250

★ A1 / ★ A2 / ★ A4

Zorzo Tecnologie Srl

DIN 137 A

Spring washers - type A, curved

Rondelle elastiche curve

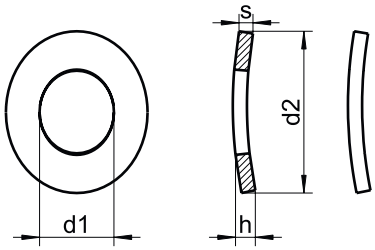

nominal size	d1	d2	h min.	h max.	s	MAT.	BOX
1,4	1,5	3,0	0,40	0,80	0,25	1.4310	1000
1,6	1,8	4,0	0,45	0,90	0,25	1.4310	1000
1,7	1,8	4,0	0,45	0,90	0,25	1.4310	1000
2	2,2	4,5	0,50	1,00	0,30	1.4310	1000
2,3	2,5	5,0	0,50	1,00	0,30	1.4310	1000
2,5	2,6	5,5	0,55	1,10	0,30	1.4310	1000
2,6	2,8	5,5	0,55	1,10	0,30	1.4310	1000
3	3,2	6,0	0,65	1,30	0,40	1.4310	1000
3,5	3,7	7,0	0,70	1,40	0,40	1.4310	1000
4	4,3	8,0	0,80	1,60	0,50	1.4310	1000
5	5,3	10,0	0,90	1,80	0,50	1.4310	1000
6	6,4	11,0	1,10	2,20	0,50	1.4310	500
7	7,4	12,0	1,20	2,40	0,50	1.4310	500
8	8,4	15,0	1,70	3,40	0,50	1.4310	500
10	10,5	18,0	2,00	4,00	0,80	1.4310	500

★ A1 / ★ A2 / ★ A4

Verze Tecnologie Srl

DIN 137 B

Spring washers - type B, waved

Rondelle elastiche ondulate

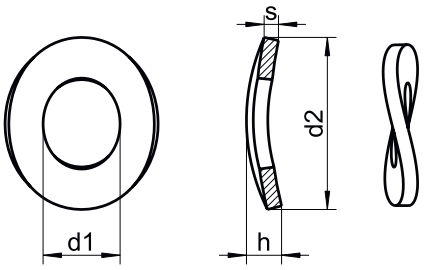

nominal size	d1	d2	h min.	h max.	s	MAT.	BOX
3	3,2	8	0,8	1,6	0,5	1.4310	1000
3,5	3,7	8	0,9	1,8	0,5	1.4310	1000
4	4,3	9	1,0	2,0	0,5	1.4310	1000
5	5,3	11	1,1	2,2	0,5	1.4310	1000
6	6,4	12	1,3	2,6	0,5	1.4310	500
7	7,4	14	1,5	3,0	0,8	1.4310	500
8	8,4	15	1,5	3,0	0,8	1.4310	500
10	10,5	21	2,1	4,2	1,0	1.4310	500
12	13,0	24	2,5	5,0	1,2	1.4310	500
14	15,0	28	3,0	6,0	1,6	1.4310	200
16	17,0	30	3,2	6,4	1,6	1.4310	200
18	19,0	34	3,3	6,6	1,6	1.4310	100
20	21,0	36	3,7	7,4	1,6	1.4310	100
22	23,0	40	3,9	7,8	1,8	1.4310	100
24	25,0	44	4,1	8,2	1,8	1.4310	100
27	28,0	50	4,7	9,4	2,0	1.4310	100

★ A1 / ★ A2 / ★ A4

Zorzo Tecnologie Srl

sim. DIN 315 AF

Wing nuts american type

Dadi ad alette

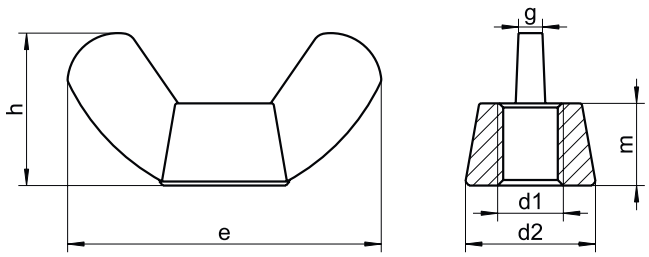

d1	m	h-max	e	d2	g	MAT.	BOX
M3	2,4	8,8	15,3	6,8	1,2	★★	100
M4	2,9	8,8	17,6	8,0	1,6	★★	100
M5	4,1	10,5	22,5	10,3	2,1	★★	100
M6	5,1	12,9	27,8	12,7	2,5	★★	100
M8	5,6	14,8	30,3	13,8	2,8	★★	100
M10	6,8	17,3	36,2	16,5	3,3	★★	100
M12	9,0	22,3	49,4	22,5	4,5	★★	50
M14	10,0	30,8	52,7	26,0	6,0	★★	50
M16	10,7	30,8	58,3	26,6	6,3	★★	20
M18	12,2	31,2	66,5	29,3	7,2	★★	10
M20	12,2	31,2	66,5	29,3	7,2	★★	10

★ A1 / ★ A2 / ★ A4

Zorzo Tecnologie Srl

sim. DIN 316 AF

Wing screws american type

Viti ad alette

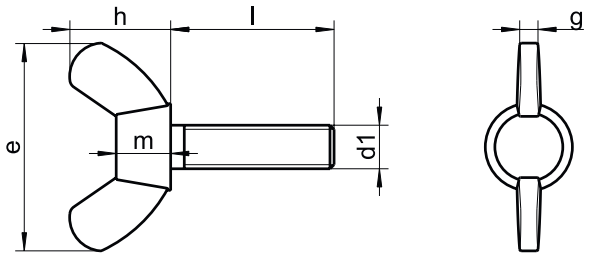

e	17,6	18,0	24,0	30,0	36,0	48,0	62,0
h	8,6	8,5	11,0	15,0	18,0	23,0	31,0
m	2,4	3,2	4,0	5,0	6,5	8,0	10,0
g	1,2	1,6	2,1	2,5	2,8	3,3	4,5
Length /Ø	**M3**	**M4**	**M5**	**M6**	**M8**	**M10**	**M12**
10	★★	★★	★★	★★	★★		
12	★★	★★	★★	★★	★★		
16	★★	★★	★★	★★	★★	★★	
20	★★	★★	★★	★★	★★	★★	★★
25	★★	★★	★★	★★	★★	★★	★★
30	★★	★★	★★	★★	★★	★★	★★
35		★★	★★	★★	★★	★★	★★
40		★★	★★	★★	★★	★★	★★
45			★★	★★	★★	★★	★★
50			★★	★★	★★	★★	★★
55					★★	★★	★★
60					★★	★★	★★
BOX	100	100	50	50	50	25	25

★ A1 / ★ A2 / ★ A4

Torto Tecnologie Srl

DIN 431

Pipe nuts type B

Controdadi passo gas

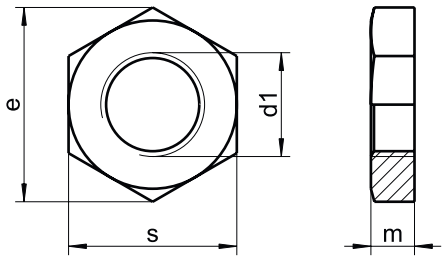

d1	m	s	e	MAT.	BOX
G1/8	6	18	19,85	★	100
G1/8	6	19	19,85	★	100
G1/4	6	21	22,78	★	100
G1/4	6	22	22,78	★	100
G3/8	7	27	29,56	★	50
G1/2	8	32	37,29	★	50
G1/2	8	34	37,29	★	50
G5/8	8	32	37,29	★	25
G5/8	8	34	37,29	★	25
G3/4	9	36	39,55	★	25
G7/8	9	41	45,20	★	10
G1"	10	46	50,85	★	10
G1 1/8	10	50	55,37	★	5
G1 1/4	11	55	60,79	★	5
G1 1/2	12	60	66,44	★	5
G2"	13	75	82,60	★	5

★ A1 / ★ A2 / ★ A4

Zorzo Tecnologie Srl

DIN 432

Locking washers with external tab

Rondelle di sicurezza con tacca esterna

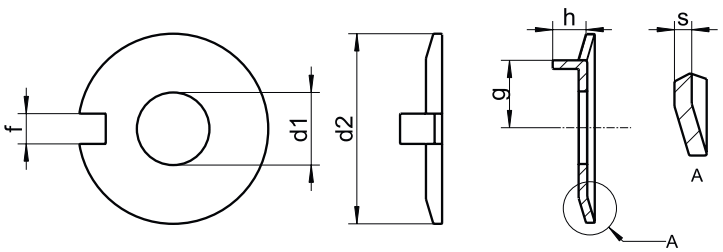

d1	for	d2	h	s	f	g	MAT.	BOX
4,3	M4	14	2,0	0,40	2,5	5,5	★★	100
5,3	M5	17	2,5	0,75	3,5	7,0	★★	100
6,4	M6	19	3,0	0,75	3,5	7,5	★★	100
8,4	M8	22	4,0	1,00	3,5	8,5	★★	100
10,5	M10	26	4,0	1,00	4,5	10,0	★★	100
13,0	M12	30	4,5	1,20	4,5	12,0	★★	50
15,0	M14	33	4,5	1,20	4,5	13,0	★★	50
17,0	M16	36	4,5	1,20	5,5	15,0	★★	50
19,0	M18	40	4,5	1,20	6,5	18,0	★★	50
21,0	M20	42	4,5	1,60	6,5	18,0	★★	50
23,0	M22	50	6,5	1,60	7,5	20,0	★★	25
25,0	M24	50	6,5	1,60	7,5	21,0	★★	25
28,0	M27	58	9,5	1,60	8,5	23,0	★★	25
31,0	M30	63	9,5	1,60	8,5	25,0	★★	25
34,0	M33	68	9,5	1,60	9,5	28,0	★★	20
37,0	M36	75	9,5	2,00	11,0	31,0	★★	20
40,0	M39	82	11,0	2,00	11,0	33,0	★★	10

★ A1 / ★ A2 / ★ A4

Zorzo Tecnoleggie Srl

DIN 433

Washers for hexagon socket head cap screws

Rondelle piane per testa cilindrica

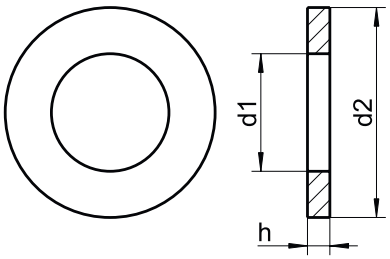

d1	for	d2	h	MAT.	BOX
1,5	M1,4	3,0	0,3	★★	2000
1,7	M1,6	3,5	0,3	★★	2000
2,2	M2	4,5	0,3	★★	2000
2,7	M2,5	5,0	0,5	★★	2000
3,2	M3	6,0	0,5	★★	1000
3,7	M3,5	7,0	0,5	★★	1000
4,3	M4	8,0	0,5	★★	1000
5,3	M5	9,0	1,0	★★	1000
6,4	M6	11,0	1,6	★★	1000
8,4	M8	15,0	1,6	★★	500
10,5	M10	18,0	1,6	★★	500
13,0	M12	20,0	2,0	★★	200
15,0	M14	24,0	2,5	★★	200
17,0	M16	28,0	2,5	★★	200
19,0	M18	30,0	2,5	★★	100
21,0	M20	34,0	3,0	★★	100

★ A1 / ★ A2 / ★ A4

Zarzo Tecnologie Srl

DIN 434

Square taper washers for U-sections

Piastrine quadre di sicurezza per sezioni a “U”

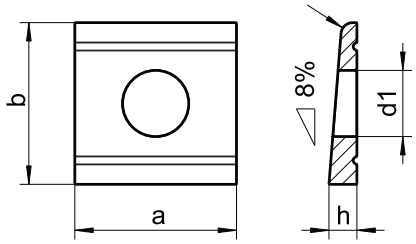

d1	for	a	b	h	r	MAT.	BOX
9	M8	22	22	3,8	1,6	★★	50
11	M10	22	22	3,8	1,6	★★	50
13,5	M12	26	30	4,9	2,0	★★	25
17,5	M16	32	36	5,9	2,4	★★	25
22	M20	40	44	7,0	2,8	★★	25
24	M22	44	50	8,0	3,2	★★	10
26	M24	56	56	8,5	3,2	★★	10

★ A1 / ★ A2 / ★ A4

Zorzo Tecnologie Srl

DIN 435

Square taper washers for L-section

Piastrine quadre di sicurezza per sezioni a “L”

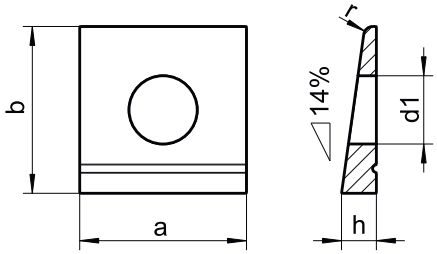

d1	for	a	b	h	r	MAT.	BOX
9	M8	22	22	4,6	1,2	★★	50
11	M10	22	22	4,6	1,2	★★	50
13,5	M12	26	30	6,2	1,6	★★	25
17,5	M16	32	36	7,5	2,0	★★	25
22	M20	40	44	9,2	2,4	★★	25
24	M22	44	50	10,0	2,4	★★	10
26	M24	56	56	10,8	2,4	★★	10

★ A1 / ★ A2 / ★ A4

Zorzo Tecnologie Srl

DIN 439

Hexagon nuts thin type B

Dadi esagonali bassi

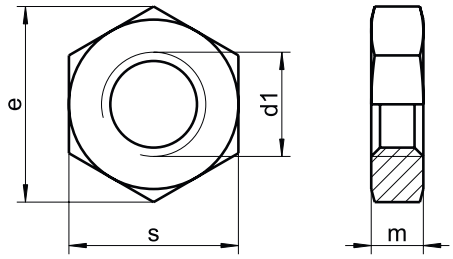

d1	m min.	m max.	s	e	MAT.	BOX
M1,6	0,75	1	3,2	3,48	★★	1000
M2	0,95	1,2	4	4,32	★★	1000
M2,3	0,95	1,20	4,5	5,20	★★	1000
M2,5	1,35	1,60	5	5,45	★★	1000
M2,6	1,35	1,60	5	5,80	★★	1000
M3	1,55	1,80	5,5	6,01	★★	1000
M4	1,95	2,20	7	7,66	★★	1000
M5	2,45	2,70	8	8,79	★★	1000
M6	2,90	3,20	10	11,05	★★	1000
M8	3,70	4,00	13	14,38	★★	200
M10	4,70	5,00	17	18,90	★★	200
M12	5,70	6,00	19	21,10	★★	200
M14	6,42	7,00	22	24,49	★★	100
M16	7,42	8,00	24	26,75	★★	100
M18	8,42	9,00	27	29,56	★★	50
M20	9,10	10,00	30	32,95	★★	50
M22	9,90	11,00	32	35,03	★★	25
M24	10,90	12,00	36	39,55	★★	25
M27	12,40	13,50	41	45,20	★★	25
M30	13,90	15,00	46	50,85	★★	25
M33	15,40	16,50	50	55,37	★★	10
M36	16,90	18,00	55	60,79	★★	10
M39	18,20	19,50	60	66,44	★★	10
M42	19,70	21,00	65	71,30	★★	10
M45	21,20	22,50	70	76,95	★★	10
M48	22,70	24,00	75	82,60	★★	10
M56	26,70	28,00	85	93,56	★★	5

★ A1 / ★ A2 / ★ A4

Norzo Tecnologie srl

DIN 439 fine thread

Hexagon nuts thin type with fine thread, type B

Dadi esagonali bassi passo fine

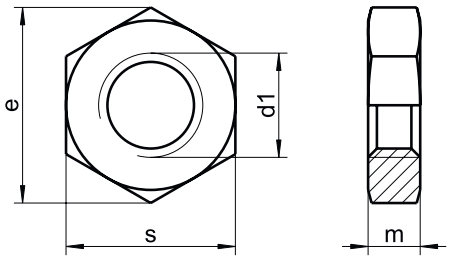

d1	m min.	m.max	s	e	MAT.	BOX
M8X0,75	3,70	4	13	14,38	★★	200
M8X1	3,70	4	13	14,38	★★	200
M10X1	4,70	5	17	18,90	★★	100
M10X1,25	4,70	5	17	18,90	★★	100
M12X1	5,70	6	19	21,10	★★	50
M12X1,25	5,70	6	19	21,10	★★	50
M12X1,5	5,70	6	19	21,10	★★	50
M14X1,5	6,42	7	22	24,49	★★	50
M16X1	7,42	8	24	26,75	★★	50
M16X1,5	7,42	8	24	26,75	★★	50
M18X1,5	8,42	9	27	29,56	★★	50
M20X1,5	9,10	10	30	32,95	★★	50
M20X2	9,10	10	30	32,95	★★	50
M22X1,5	9,90	11	32	35,03	★★	25
M24X1,5	10,90	12	36	39,55	★★	25
M24X2	10,90	12	36	39,55	★★	25
M27X1,5	12,40	13,50	41	45,20	★★	25
M27X2	12,40	13,50	41	45,20	★★	25
M30X1,5	13,90	15	46	50,85	★★	10
M30X2	13,90	15	46	50,85	★★	10
M33X1,5	15,40	16,50	50	55,37	★★	10
M33X2	15,40	16,50	50	55,37	★★	10
M36X1,5	16,90	18,00	55	60,79	★★	10
M36X2	16,90	18,00	55	60,79	★★	10

★ A1 / ★ A2 / ★ A4

Norzo Tecnologie srl

DIN 439 left hand thread

Hexagon nuts thin type with left hand thread, type B

Dadi esagonali bassi sinistri

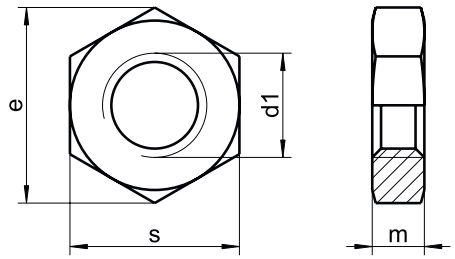

d1	m min.	m max.	s	e	MAT.	BOX
M6	2,90	3,20	10	11,05	★★	1000
M8	3,70	4	13	14,38	★★	200
M10	4,70	5	17	18,90	★★	200
M12	5,70	6	19	21,10	★★	200
M16	7,42	8	24	26,75	★★	100
M20	9,10	10	30	32,95	★★	50
M24	10,90	12	36	39,55	★★	25
M30	13,90	15	46	50,85	★★	10
M36	16,90	18	55	60,79	★★	10

★ A1 / ★ A2 / ★ A4

Morzo Tecnologie Srl

DIN 440 R

Washers for wood constructions type R with round hole

Rondelle per costruzioni legno foro tondo

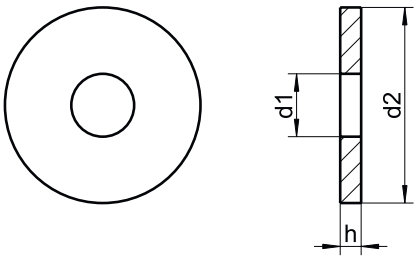

d1	for	d2	h	MAT.	BOX
5,5	M5	18	2	★★	200
6,6	M6	22	2	★★	200
9	M8	28	3	★★	200
11	M10	34	3	★★	100
13,5	M12	44	4	★★	100
15,5	M14	50	4	★★	100
17,5	M16	56	5	★★	100
22	M20	72	6	★★	50
24	M22	80	6	★★	50
26	M24	85	6	★★	50
30	M27	98	6	★★	50

★ A1 / ★ A2 / ★ A4

Zorzo Tecnologie Srl

DIN 440 V

Washers for wood constructions type V with square hole

Rondelle per costruzioni legno foro quadro

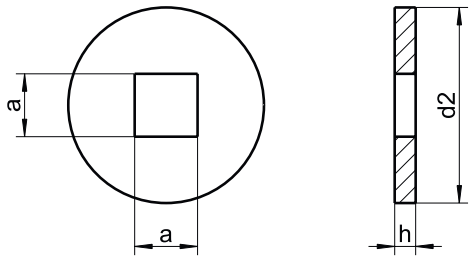

a	for	d2	h	MAT.	BOX
5,5	M5	18	2	★★	100
6,6	M6	22	2	★★	100
9	M8	28	3	★★	100
11	M10	34	3	★★	50
14	M12	44	4	★★	50
18	M16	56	5	★★	50
22	M20	72	6	★★	50
26	M24	85	6	★★	50

★ A1 / ★ A2 / ★ A4

Zorzo Tecnologie Srl

DIN 444 B

Eye bolts type B

Viti ad occhio

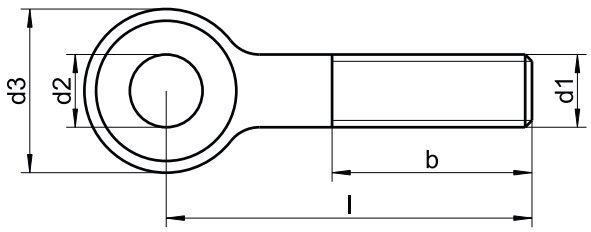

d2	6	8	10	12	16	18	22
d3	14	18	20	25	32	40	45
b l≤125	18	22	26	30	38	46	54
b l>125	-	28	32	36	44	52	60
Lenght /Ø	**M6**	**M8**	**M10**	**M12**	**M16**	**M20**	**M24**
30	★★	★★					
35	★★	★★					
40	★★	★★	★★	★★			
45	★★	★★	★★	★★			
50	★★	★★	★★	★★			
55	★★	★★	★★	★★			
60	★★	★★	★★	★★	★★		
65	★★	★★	★★	★★	★★		
70	★★	★★	★★	★★	★★	★★	
75	★★	★★	★★	★★	★★	★★	
80		★★	★★	★★	★★	★★	★★
90		★★	★★	★★	★★	★★	★★
100		★★	★★	★★	★★	★★	★★
110		★★	★★	★★	★★	★★	★★
120		★★	★★	★★	★★	★★	★★
130				★★	★★	★★	★★
140				★★	★★	★★	★★
150				★★	★★	★★	★★
160						★★	★★
170						★★	★★
180						★★	★★
190						★★	★★
200						★★	★★
BOX	50	50	25	25	25 ≥ 140 10	10	10

★ A1 / ★ A2 / ★ A4

Torro Tecnologie Srl

DIN 462

Internal tab washers for grooved nuts DIN 1804

Rondelle di sicurezza con tacca interna

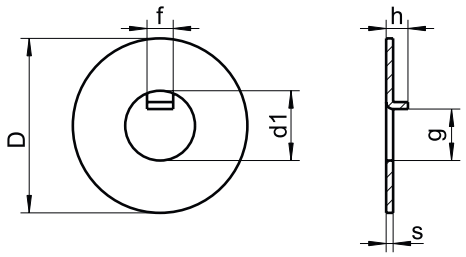

d1	D	h	s	f	g	MAT.	BOX
6	16	2,5	0,8	3	3,9	★★	100
8	20	2,5	0,8	3	5,9	★★	100
10	25	3,0	0,8	4	7,4	★★	100
12	28	3,0	0,8	5	9,3	★★	50
14	30	3,0	0,8	5	11,4	★★	50
16	32	3,0	1,0	5	13,5	★★	50
18	34	4,0	1,0	6	15,4	★★	50
20	36	4,0	1,0	6	17,5	★★	50
22	40	4,0	1,0	6	19,5	★★	50
24	42	4,0	1,0	6	21,6	★★	25
26	45	5,0	1,0	7	23,5	★★	25
28	50	5,0	1,0	7	25,5	★★	25
30	50	5,0	1,2	7	27,5	★★	25
32	52	5,0	1,2	7	29,6	★★	10
35	55	5,0	1,2	7	32,6	★★	10
38	58	5,0	1,2	8	35,3	★★	10
40	62	5,0	1,2	8	37,3	★★	10

★ A1 / ★ A2 / ★ A4

Zorzo Tecnologie Srl

DIN 463

Tab washers with two tabs

Rondelle di sicurezza con due linguette

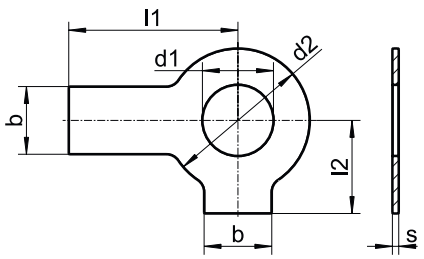

d1	for	d2	s	l1	l2	b	MAT.	BOX
4,3	M4	9,0	0,38	14	6,5	5	★★	100
5,3	M5	10,0	0,50	16	8,0	6	★★	100
6,4	M6	12,5	0,50	18	9,0	7	★★	100
8,4	M8	17,0	0,75	20	11,0	8	★★	100
10,5	M10	21,0	0,75	22	13,0	10	★★	100
13	M12	24,0	1,00	28	15,0	12	★★	100
15	M14	28,0	1,00	28	16,0	12	★★	100
17	M16	30,0	1,00	32	18,0	15	★★	50
19	M18	34,0	1,00	36	20,0	18	★★	50
21	M20	37,0	1,00	36	21,0	18	★★	50
23	M22	39,0	1,00	42	23,0	20	★★	50
25	M24	44,0	1,00	42	25,0	20	★★	25
28	M27	50,0	1,60	48	29,0	23	★★	25
31	M30	56,0	1,60	52	32,0	26	★★	20
34	M33	60,0	1,60	56	34,0	28	★★	20
37	M36	66,0	1,60	60	38,0	30	★★	20
40	M39	72,0	1,60	64	41,0	32	★★	10

★ A1 / ★ A2 / ★ A4

Zorro Tecnologie Srl

DIN 471 - Page 1

Retaining rings for shafts

Anelli elastici di sicurezza esterni (per alberi)

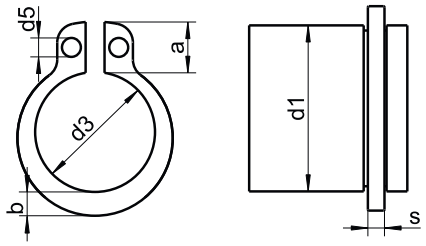

d1	d3	d5 min.	a max.	b~	s	MAT.	BOX
3	2,7	1,0	1,9	0,8	0,40	AISI420	200
4	3,7	1,0	2,2	0,9	0,40	AISI420	200
5	4,7	1,0	2,5	1,1	0,60	AISI420	200
6	5,6	1,2	2,7	1,3	0,70	AISI420	200
7	6,5	1,2	3,1	1,4	0,80	AISI420	200
8	7,4	1,2	3,2	1,5	0,80	AISI420	200
9	8,4	1,2	3,3	1,7	1,00	AISI420	200
10	9,3	1,5	3,3	1,8	1,00	AISI420	200
11	10,2	1,5	3,3	1,8	1,00	AISI420	200
12	11,0	1,7	3,3	1,8	1,00	AISI420	200
13	11,9	1,7	3,4	1,9	1,00	AISI420	200
14	12,9	1,7	3,5	2,1	1,00	AISI420	200
15	13,8	1,7	3,6	2,2	1,00	AISI420	200
16	14,7	1,7	3,7	2,2	1,00	AISI420	200
17	15,7	1,7	3,8	2,3	1,00	AISI420	100
18	16,5	2,0	3,9	2,5	1,20	AISI420	100
19	17,5	2,0	3,9	2,5	1,20	AISI420	100
20	18,5	2,0	4,0	2,6	1,20	AISI420	100
21	19,5	2,0	4,1	2,7	1,20	AISI420	100
22	20,5	2,0	4,2	2,8	1,20	AISI420	100
23	21,4	2,0	4,3	2,9	1,20	AISI420	50
24	22,2	2,0	4,4	3,0	1,20	AISI420	50
25	23,2	2,0	4,4	3,0	1,20	AISI420	50
26	24,2	2,0	4,5	3,1	1,20	AISI420	50
27	25,1	2,0	4,6	3,1	1,20	AISI420	50
28	25,9	2,0	4,7	3,2	1,50	AISI420	50
29	26,9	2,0	4,8	3,4	1,50	AISI420	50
30	27,9	2,0	5,0	3,5	1,50	AISI420	25
32	29,6	2,5	5,2	3,6	1,50	AISI420	25
34	31,5	2,5	5,4	3,8	1,50	AISI420	25

★ A1 / ★ A2 / ★ A4

Zorzo Tecnologie srl

DIN 471 - Page 2

Retaining rings for shafts

Anelli elastici di sicurezza esterni (per alberi)

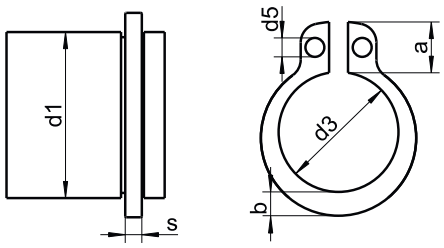

d1	d3	d5 min.	a max.	b~	s	MAT.	BOX
35	32,2	2,5	5,6	3,9	1,50	AISI420	25
36	33,2	2,5	5,7	4,1	1,75	AISI420	25
37	34,2	2,5	5,6	4,0	1,75	AISI420	25
38	35,2	2,5	5,8	4,2	1,75	AISI420	25
39	36,0	2,5	5,9	4,3	1,75	AISI420	25
40	36,5	2,5	6,0	4,4	1,75	AISI420	25
42	38,5	2,5	6,5	4,5	1,75	AISI420	25
45	41,5	2,5	6,7	4,7	1,75	AISI420	25
47	43,5	2,5	6,8	4,9	1,75	AISI420	25
48	44,5	2,5	6,9	5,0	1,75	AISI420	25
50	45,8	2,5	6,9	5,1	2,00	AISI420	25
52	47,8	2,5	7,0	5,2	2,00	AISI420	25
55	50,8	2,5	7,2	5,4	2,00	AISI420	25
60	55,8	2,5	7,4	5,8	2,00	AISI420	25
62	57,8	3,0	7,5	6,0	2,00	AISI420	25
65	60,8	3,0	7,8	6,3	2,50	AISI420	10
70	65,5	3,0	8,1	6,6	2,50	AISI420	10
75	70,5	3,0	8,4	7,0	2,50	AISI420	10
80	74,5	3,0	8,6	7,4	2,50	AISI420	10
85	79,5	3,5	8,7	7,8	3,00	AISI420	10
90	84,5	3,5	8,8	8,2	3,00	AISI420	10
95	89,5	3,5	9,4	8,6	3,00	AISI420	10
100	94,5	3,5	9,6	9,0	3,00	AISI420	10
105	98,0	3,5	9,9	9,3	4,00	AISI420	10
110	103,0	3,5	10,1	9,6	4,00	AISI420	10
115	108,0	3,5	10,6	9,8	4,00	AISI420	10
120	113,0	3,5	11,0	10,2	4,00	AISI420	10
130	123,0	4,0	11,6	10,7	4,00	AISI420	10
140	133,0	4,0	12,0	11,2	4,00	AISI420	10
150	142,0	4,0	13,0	11,8	4,00	AISI420	10
160	151,0	4,0	13,3	12,2	4,00	AISI420	10

★ A1 / ★ A2 / ★ A4

Zorzo Tecnologie srl

DIN 472 - Page 1

Retaining rings for bores

Anelli elastici di sicurezza interni (per motori)

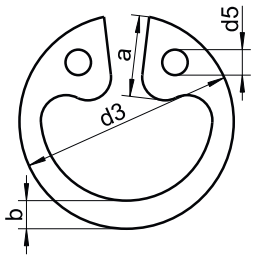

d1	d3	d5 min.	a max.	b~	s	MAT.	BOX
8	8,7	1,0	2,4	1,1	0,8	AISI420	200
9	9,8	1,0	2,5	1,3	0,8	AISI420	200
10	10,8	1,2	3,2	1,4	1,0	AISI420	200
11	11,8	1,2	3,3	1,5	1,0	AISI420	200
12	13,0	1,5	3,4	1,7	1,0	AISI420	200
13	14,1	1,5	3,6	1,8	1,0	AISI420	200
14	15,1	1,7	3,7	1,9	1,0	AISI420	200
15	16,2	1,7	3,7	2,0	1,0	AISI420	200
16	17,3	1,7	3,8	2,0	1,0	AISI420	200
17	18,3	1,7	3,9	2,1	1,0	AISI420	100
18	19,5	2,0	4,1	2,2	1,0	AISI420	100
19	20,5	2,0	4,1	2,2	1,0	AISI420	100
20	21,5	2,0	4,2	2,3	1,0	AISI420	100
21	22,5	2,0	4,2	2,4	1,0	AISI420	100
22	23,5	2,0	4,2	2,5	1,0	AISI420	100
23	24,6	2,0	4,3	2,5	1,0	AISI420	50
24	25,9	2,0	4,4	2,6	1,2	AISI420	50
25	26,9	2,0	4,5	2,7	1,2	AISI420	50
26	27,9	2,0	4,7	2,8	1,2	AISI420	50
27	28,9	2,0	4,7	2,8	1,2	AISI420	50
28	30,1	2,0	4,8	2,9	1,2	AISI420	50
29	31,1	2,0	4,8	3,0	1,2	AISI420	50
30	32,1	2,0	4,8	3,0	1,2	AISI420	25
31	33,4	2,5	5,2	3,2	1,2	AISI420	25
32	34,4	2,5	5,4	3,2	1,2	AISI420	25
33	35,5	2,5	5,4	3,3	1,2	AISI420	25
34	36,5	2,5	5,4	3,3	1,5	AISI420	25
35	37,8	2,5	5,4	3,4	1,5	AISI420	25
36	38,8	2,5	5,4	3,5	1,5	AISI420	25
37	39,8	2,5	5,5	3,6	1,5	AISI420	25
38	40,8	2,5	5,5	3,7	1,5	AISI420	25

★ A1 / ★ A2 / ★ A4

Zorzo Tecnologie srl

DIN 472 - Page 2

Retaining rings for bores

Anelli elastici di sicurezza interni (per motori)

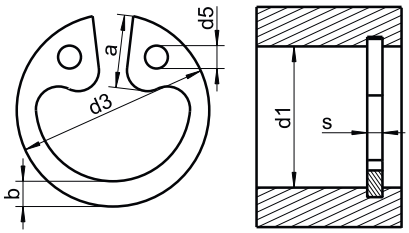

d1	d3	d5 min.	a max.	b~	s	MAT.	BOX
39	42,0	2,5	5,6	3,8	1,50	AISI420	25
40	43,5	2,5	5,8	3,9	1,75	AISI420	25
41	44,5	2,5	5,9	4,0	1,75	AISI420	25
42	45,5	2,5	5,9	4,1	1,75	AISI420	25
43	46,5	2,5	5,9	4,2	1,75	AISI420	25
44	47,5	2,5	6,0	4,2	1,75	AISI420	25
45	48,5	2,5	6,2	4,3	1,75	AISI420	25
47	50,5	2,5	6,4	4,4	1,75	AISI420	25
48	51,5	2,5	6,4	4,5	1,75	AISI420	25
50	54,2	2,5	6,5	4,6	2,0	AISI420	25
52	56,2	2,5	6,7	4,7	2,0	AISI420	25
55	59,2	2,5	6,8	5,0	2,0	AISI420	25
58	62,2	2,5	6,9	5,2	2,0	AISI420	25
60	64,2	2,5	7,3	5,4	2,0	AISI420	25
62	66,2	2,5	7,3	5,5	2,0	AISI420	10
65	69,2	3,0	7,6	5,8	2,5	AISI420	10
68	72,5	3,0	7,8	6,1	2,5	AISI420	10
70	74,5	3,0	7,8	6,2	2,5	AISI420	10
72	76,5	3,0	7,8	6,4	2,5	AISI420	10
75	79,5	3,0	7,8	6,6	2,5	AISI420	10
80	85,5	3,0	8,5	7,0	2,5	AISI420	10
85	90,5	3,5	8,6	7,2	3,0	AISI420	10
90	95,5	3,5	8,6	7,6	3,0	AISI420	10
92	97,5	3,5	8,7	7,8	3,0	AISI420	10
95	100,5	3,5	8,8	8,1	3,0	AISI420	10
100	105,5	3,5	9,2	8,4	3,0	AISI420	10
105	112,0	3,5	9,5	8,7	4,0	AISI420	10
110	117,0	3,5	10,4	9,0	4,0	AISI420	10
115	122,0	3,5	10,5	9,3	4,0	AISI420	10
120	127,0	3,5	11,0	9,7	4,0	AISI420	10
125	132,0	4,0	11,0	10,0	4,0	AISI420	10
130	137,0	4,0	11,0	10,2	4,0	AISI420	10
135	142,0	4,0	11,2	10,5	4,0	AISI420	10
140	147,0	4,0	11,2	10,7	4,0	AISI420	10
150	158,0	4,0	12,0	11,2	4,0	AISI420	10
165	174,5	4,0	13,0	11,8	4,0	AISI420	10
170	179,5	4,0	13,5	12,2	4,0	AISI420	10
180	189,5	4,0	14,2	13,2	4,0	AISI420	10
190	199,5	4,0	14,2	13,8	4,0	AISI420	10
200	209,5	4,0	14,2	14,0	4,0	AISI420	10
210	222,5	4,0	14,2	14,0	5,0	AISI420	10

★ A1 / ★ A2 / ★ A4

Norto Tecnologie srl

DIN 557

Square nuts

Dadi quadri

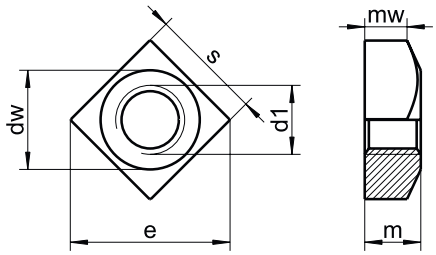

d1	m	mw	s	e	dw min.
M5	4,0	2,5	8	11,3	6,7
M6	5,0	3,2	10	14,1	8,7
M8	6,5	4,1	13	18,4	11,5
M10	8,0	5,2	17	24,0	14,5
M12	10,0	6,6	19	26,9	16,5
M16	13,0	8,6	24	33,9	22,0

MAT.	BOX
★★	200
★★	200
★★	200
★★	100
★★	100
★★	100

★ A1 / ★ A2 / ★ A4

Zorzo Tecnologie Srl

DIN 562

Square thin nuts

Dadi quadri bassi

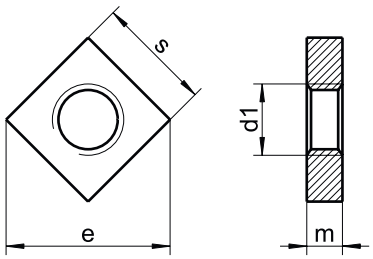

d1	m	s	e	MAT.	BOX
M1,6	1,0	3,2	4,0	★★	500
M2	1,2	4	5,0	★★	500
M2,5	1,6	5	6,3	★★	500
M3	1,8	5,5	7,0	★★	500
M4	2,2	7	8,9	★★	500
M5	2,7	8	10,2	★★	500
M6	3,2	10	12,7	★★	200
M8	4,0	13	16,5	★★	200
M10	5,0	17	20,2	★★	100

★ A1 / ★ A2 / ★ A4

Zorro Tecnologie Srl

DIN 571

Wood screws with hexagon head

Viti a legno testa esagonale

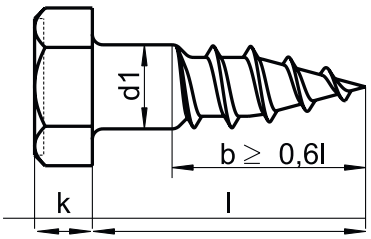

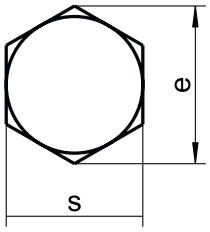

k	3,5	4,0	5,0	5,5	7,0	8,0	10,0
s	8	10	12	13	17	19	24
e min.	8,63	10,89	13,07	14,20	18,72	20,88	26,17
Length /Ø	**5**	**6**	**7**	**8**	**10**	**12**	**16**
20	★★	★★					
25	★★	★★	★★	★★			
30	★★	★★	★★	★★			
35	★★	★★	★★	★★			
40	★★	★★	★★	★★	★★		
45	★★	★★	★★	★★	★★		
50	★★	★★	★★	★★	★★	★★	★★
55	★★	★★	★★	★★	★★	★★	★★
60	★★	★★	★★	★★	★★	★★	★★
65	★★	★★	★★	★★	★★	★★	★★
70	★★	★★	★★	★★	★★	★★	★★
80	★★	★★	★★	★★	★★	★★	★★
90		★★	★★	★★	★★	★★	★★
100		★★	★★	★★	★★	★★	★★
110		★★	★★	★★	★★	★★	★★
120		★★	★★	★★	★★	★★	★★
130		★★	★★	★★	★★	★★	★★
140		★★	★★	★★	★★	★★	★★
150			★★	★★	★★	★★	★★
160			★★	★★	★★	★★	★★
170			★★	★★	★★	★★	★★
180				★★	★★	★★	★★
200				★★	★★	★★	★★
220						★★	
240						★★	
250						★★	
260						★★	
280						★★	
300						★★	
BOX	200	100	100	100 ≥ 120 50	100 ≥ 120 50	50 ≥ 110 25	25

★ A1 / ★ A2 / ★ A4

Torto Tecnologie srl

ART 580

Lifting eye bolts

Golfari maschio

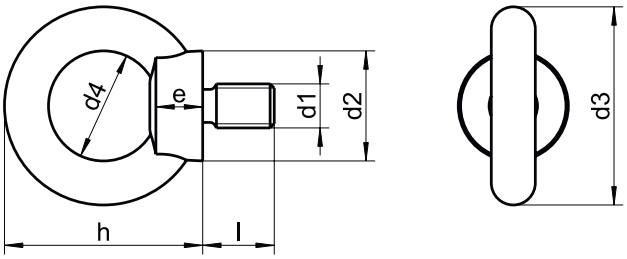

d1	d2	d3	d4	h	e	l
M6	16	27	16	31	6	11,0
M8	20	36	20	36	6	13,0
M10	25	45	25	45	8	17,0
M12	30	54	30	53	10	20,5
M16	35	63	35	62	12	27,0
M20	40	72	40	71	14	30,0
M24	50	90	50	90	18	36,0
M27	65	108	60	109	22	45,0
M30	65	108	60	109	22	45,0
M36	75	126	70	128	26	54,0

MAT.	BOX
★★	25
★★	25
★★	25
★★	25
★★	10
★★	10
★★	10
★★	10
★★	10
★★	1

★ A1 / ★ A2 / ★ A4

Zorzo Tecnologie Srl

ART 582

Lifting eye nuts

Golfari femmina

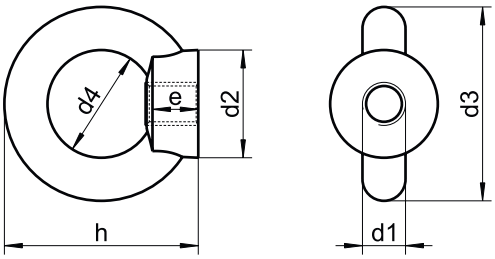

d1	d2	d3	d4	h	e	MAT.	BOX
M6	16	27	16	31	8,0	★★	25
M8	20	36	20	36	8,5	★★	25
M10	25	45	25	45	10,0	★★	25
M12	30	54	30	53	11,0	★★	25
M16	35	63	35	62	13,0	★★	10
M20	40	72	40	71	16,0	★★	10
M24	50	90	50	90	20,0	★★	10
M27	65	108	60	109	22,0	★★	1
M30	65	108	60	109	25,0	★★	1
M36	75	126	70	128	30,0	★★	1

★ A1 / ★ A2 / ★ A4

Zorzo Tecnologie Srl

DIN 603 FT

Mushroom head square neck bolts with full thread

Viti testa tonda quadro sottotesta (tutto filetto)

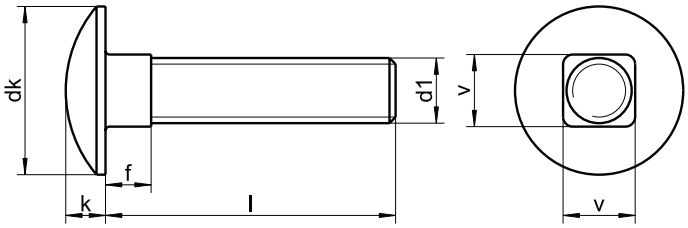

dk min/max.	12,45/13,55	15,45/16,55	19,35/20,65	23,35/24,65	29,35/30,65	37,20/38,88
f min/max.	2,90/4,10	3,40/4,60	4,40/5,60	5,40/6,60	7,25/8,75	11,10/12,90
k min/max.	2,70/3,30	3,12/3,88	4,12/4,88	4,62/5,38	6,05/6,95	8,05/8,95
v min.	4,52	5,52	7,42	9,42	11,30	15,30
Length /Ø	**M5**	**M6**	**M8**	**M10**	**M12**	**M16**
12	★★	★★				
16	★★	★★	★★			
20	★★	★★	★★	★★		
25	★★	★★	★★	★★	★★	
30	★★	★★	★★	★★	★★	
35	★★	★★	★★	★★	★★	★★
40	★★	★★	★★	★★	★★	★★
45	★★	★★	★★	★★	★★	★★
50	★★	★★	★★	★★	★★	★★
55	★★	★★	★★	★★	★★	★★
60	★★	★★	★★	★★	★★	★★
65	★★	★★	★★	★★	★★	★★
70	★★	★★	★★	★★	★★	★★
75	★★	★★	★★	★★	★★	★★
80	★★	★★	★★	★★	★★	★★
90	★★	★★	★★	★★	★★	★★
100		★★	★★	★★	★★	★★
110		★★	★★	★★	★★	★★
120		★★	★★	★★	★★	★★
130		★★	★★	★★	★★	★★
140		★★	★★	★★	★★	★★
150		★★	★★	★★	★★	★★
160			★★	★★	★★	★★
170			★★	★★	★★	★★
180			★★	★★	★★	★★
200			★★	★★	★★	★★
BOX	200	200 ≥ 60 100	100 ≥ 70 50	100 ≥ 50 50	50	25

★ A1 / ★ A2 / ★ A4

Zorzo Tecnologie Srl

DIN 660

Round head rivets

Ribattini testa cilindrica

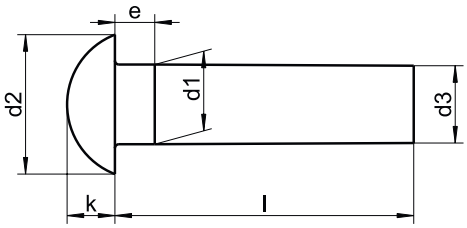

d2	3,5	5,2	7,0	8,8	10,5	14,0
d3 min.	1,87	2,87	3,87	4,82	5,82	7,76
e max.	1,0	1,5	2,0	2,5	3,0	4,0
k	1,2	1,8	2,4	3,0	3,6	4,8
Length /Ø	**2**	**3**	**4**	**5**	**6**	**8**
4	★★					
6	★★	★★	★★	★★	★★	★★
8	★★	★★	★★	★★	★★	★★
10	★★	★★	★★	★★	★★	★★
12	★★	★★	★★	★★	★★	★★
14	★★	★★	★★	★★	★★	★★
16	★★	★★	★★	★★	★★	★★
20	★★	★★	★★	★★	★★	★★
25	★★	★★	★★	★★	★★	★★
28			★★	★★	★★	★★
30			★★	★★	★★	★★
35			★★	★★	★★	★★
40				★★	★★	★★
45				★★	★★	★★
50					★★	★★
BOX	500	500	200	200	100	100

★ A1 / ★ A2 / ★ A4

Zorzo Tecnologie Srl

DIN 661

Countersunk head rivets

Ribattini testa svasata

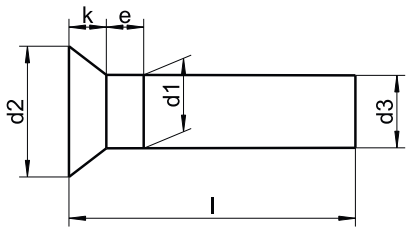

d2	3,5	5,2	7,0	8,8	10,5	14,0
d3 min.	1,87	2,87	3,87	4,82	5,82	7,76
e max.	1,0	1,5	2,0	2,5	3,0	4,0
k	1,0	1,4	2,0	2,5	3,0	4,0
Length /Ø	**2**	**3**	**4**	**5**	**6**	**8**
6	★★	★★	★★	★★	★★	
8	★★	★★	★★	★★	★★	
10	★★	★★	★★	★★	★★	
12	★★	★★	★★	★★	★★	
16	★★	★★	★★	★★	★★	
18		★★	★★	★★	★★	
20	★★	★★	★★	★★	★★	★★
25	★★	★★	★★	★★	★★	★★
28		★★	★★	★★	★★	★★
30			★★	★★	★★	★★
35					★★	★★
40					★★	★★
50					★★	★★
BOX	500	500	200	200	100	100

★ A1 / ★ A2 / ★ A4

Zorzo Tecnologie Srl

DIN 906 M

Hexagon socket pipe plugs with conical metric thread

Tappi conici esagono incassato passo fine

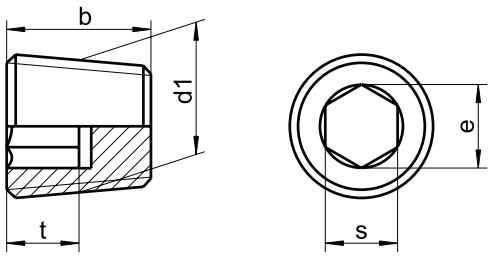

d1	s	e	b	t	MAT.	BOX
M8X1	4	4,6	8	4,0	★★	50
M10X1	5	5,7	8	4,0	★★	50
M12X1,5	6	6,9	10	5,0	★★	50
M14X1,5	7	8,0	10	5,0	★★	50
M16X1,5	8	9,2	10	5,0	★★	50
M18X1,5	8	9,2	10	5,0	★★	50
M20X1,5	10	11,4	10	5,0	★★	25
M22X1,5	10	11,4	10	5,0	★★	25
M24X1,5	12	13,7	12	6,0	★★	25
M26X1,5	12	13,7	12	6,0	★★	25
M27X2	12	13,7	12	6,0	★★	25
M30X1,5	17	19,4	12	6,0	★★	10
M30X2,0	17	19,4	12	6,0	★★	10
M36X1,5	19	21,7	15	7,5	★★	10
M39X2,0	19	21,7	15	7,5	★★	10

★ A1 / ★ A2 / ★ A4

Zorzo Tecnologie Srl

DIN 906 G

Hexagon socket pipe plugs with conical pipe thread

Tappi conici esagono incassato GAS

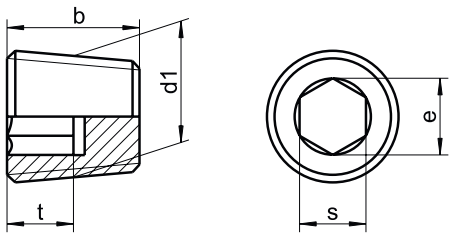

d1	s	e	b	t
R1/8	5	5,7	8	4,0
R1/4	7	8,0	10	5,0
R3/8	8	9,2	10	5,0
R1/2	10	11,4	10	5,0
R3/4	12	13,7	12	6,0
R1"	17	19,4	12	6,0
R1 1/4	22	25,2	18	11,5
R1 1/2	24	27,4	20	11,5
R2"	32	35,6	22	17,0

MAT.	BOX
★★	50
★★	50
★★	50
★★	25
★★	25
★★	10
★★	5
★★	5
★★	5

★ A1 / ★ A2 / ★ A4

Zonzo Tecnologie Srl

DIN 908 M

Hexagon socket screw plugs with collar and cylindrical metric thread

Tappi cilindrici con spallamento esagono incassato passo fine

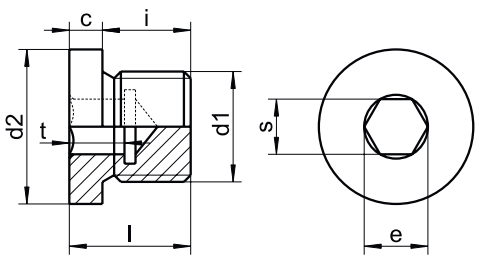

d1	d2	s	e	l	t	c	i	MAT.	BOX
M10X1	14	5	5,7	11	5,0	3	8	★★	50
M12X1,5	17	6	6,9	15	7,0	3	12	★★	50
M14X1,5	19	6	6,9	15	7,0	3	12	★★	50
M16X1,5	21	8	9,2	15	7,5	3	12	★★	50
M18X1,5	23	8	9,2	16	7,5	4	12	★★	25
M20X1,5	25	10	11,4	18	7,5	4	14	★★	25
M22X1,5	27	10	11,4	18	7,5	4	14	★★	25
M24X1,5	29	12	13,7	18	7,5	4	14	★★	25
M26X1,5	31	12	13,7	20	9,0	4	16	★★	25
M27X2	32	12	13,7	20	9,0	4	16	★★	25
M30X2	36	17	19,4	20	9,0	4	16	★★	10
M33X2	39	17	19,4	21	9,0	5	16	★★	10
M36X1,5	42	19	21,7	21	10,5	5	16	★★	10

★ A1 / ★ A2 / ★ A4

Torno Tecnologie Srl

DIN 908 G

Hexagon socket screw plugs with collar and cylindrical pipe thread

Tappi cilindrici con spallamento esagono incassato GAS

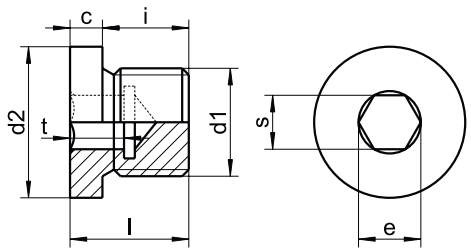

d1	d2	s	e	l	t	c	i	MAT.	BOX
G1/8	14	5	5,7	11	5,0	3	8	★★	50
G1/4	18	6	6,9	15	7,0	3	12	★★	50
G3/8	22	8	9,2	15	7,5	3	12	★★	25
G1/2	26	10	11,4	18	7,5	4	14	★★	50
G3/4	32	12	13,7	20	9,0	4	16	★★	25
G1"	39	17	19,4	21	9,0	5	16	★★	10
G1 1/4	49	22	25,2	21	10,5	5	16	★★	5
G1 1/2	55	24	27,4	21	10,5	5	16	★★	5
G1 1/8	44	19	21,7	21	10,5	5	16	★★	5
G1 3/4	62	32	36,6	25	14,0	5	20	★★	5
G2"	68	32	36,6	25	14,0	5	20	★★	5

★ A1 / ★ A2 / ★ A4

Forno Tecnologie Srl

DIN 910 M

Hexagon head screw plugs with collar and cylindrical thread, heavy type

Tappi cilindrici testa esagonale a passo fine con spallamento

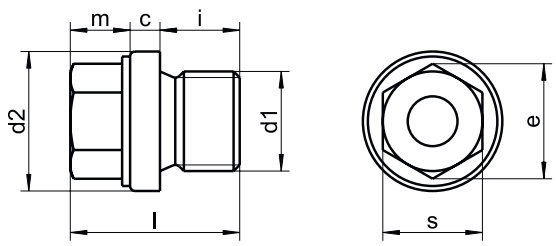

d1	d2	l	s	e	m	c	i	MAT.	BOX
M10X1	14	17	10	10,89	6	3	8	★★	50
M12X1,5	17	21	13	14,20	6	3	12	★★	50
M14X1,5	19	21	13	14,20	6	3	12	★★	50
M16X1,5	21	21	17	18,72	6	3	12	★★	50
M18X1,5	23	24	17	18,72	8	4	12	★★	50
M20X1,5	25	26	19	20,88	8	4	14	★★	25
M22X1,5	27	26	19	20,88	8	4	14	★★	25
M24X1,5	29	27	22	23,91	9	4	14	★★	25
M26X1,5	31	30	24	26,17	10	4	16	★★	25
M27X2	32	30	24	26,17	10	4	16	★★	25
M30X1,5	36	30	24	26,17	10	4	16	★★	10
M30X2	36	30	24	26,17	10	4	16	★★	10
M33X2	39	32	27	29,56	11	5	16	★★	10

★ A1 / ★ A2 / ★ A4

Vario Tecnologie Srl

DIN 910 G

Hexagon head screw plugs with collar and cylindrical pipe thread, heavy type

Tappi cilindrici testa esagonale GAS con spallamento

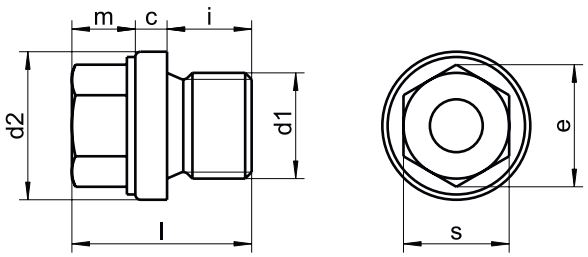

d1	d2	l	s	e	m	c	i	MAT.	BOX
G1/8	14	17	10	10,89	6	3	8	★★	50
G1/4	18	21	13	14,20	6	3	12	★★	50
G3/8	22	21	19	18,72	6	3	12	★★	50
G1/2	26	26	19	20,88	8	4	14	★★	25
G5/8	28	26	19	21,90	8	4	14	★★	25
G3/4	32	30	24	26,17	10	4	16	★★	25
G1"	39	32	27	29,56	11	5	16	★★	10
G1 1/8	44	32	27	29,56	11	5	16	★★	5
G1 1/4	49	33	30	32,95	12	5	16	★★	5
G1 1/2	55	33	30	32,95	12	5	16	★★	5
G1 3/4	62	40	36	39,55	15	5	20	★★	5
G2"	68	40	36	39,55	15	5	20	★★	5

★ A1 / ★ A2 / ★ A4

Nardo Tecnologie Srl

DIN 912 - Page 1

Hexagon socket head cap screws

Viti testa cilindrica cava esagonale

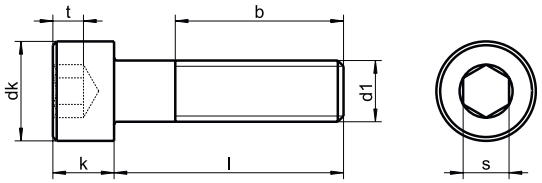

dk max.	3,0	3,8	4,5	5,5	7,0	8,5	10,0	13,0	16,0	18,0	21,0	24,0	27,0
k max.	1,6	2,0	2,5	3,0	4,0	5,0	6,0	8,0	10,0	12,0	14,0	16,0	18,0
s	1,5	1,5	2	2,5	3	4	5	6	8	10	12	14	14
b	15	16	17	18	20	22	24	28	32	36	40	44	48
t	0,7	1,0	1,1	1,3	2,0	2,5	3,0	4,0	5,0	6,0	7,0	8,0	9,0
Length /Ø	**M1,6**	**M2**	**M2,5**	**M3**	**M4**	**M5**	**M6**	**M8**	**M10**	**M12**	**M14**	**M16**	**M18**
3	★★	★★											
4	★★	★★	★★	★★									
5	★★	★★	★★	★★	★★								
6	★★	★★	★★	★★	★★	★★	★★						
8	★★	★★	★★	★★	★★	★★	★★						
10	★★	★★	★★	★★	★★	★★	★★	★★					
12	★★	★★	★★	★★	★★	★★	★★	★★	★★				
14	★★	★★	★★	★★	★★	★★	★★	★★	★★				
16	★★	★★	★★	★★	★★	★★	★★	★★	★★	★★			
18		★★	★★	★★	★★	★★	★★	★★	★★	★★			
20		★★	★★	★★	★★	★★	★★	★★	★★	★★	★★	★★	
22		★★	★★	★★	★★	★★	★★	★★	★★	★★	★★	★★	
25		★★	★★	★★	★★	★★	★★	★★	★★	★★	★★	★★	
30				★★	★★	★★	★★	★★	★★	★★	★★	★★	★★
35				★★	★★	★★	★★	★★	★★	★★	★★	★★	★★
40				★★	★★	★★	★★	★★	★★	★★	★★	★★	★★
45				★★	★★	★★	★★	★★	★★	★★	★★	★★	★★
50				★★	★★	★★	★★	★★	★★	★★	★★	★★	★★
55				★★	★★	★★	★★	★★	★★	★★	★★	★★	★★
60				★★	★★	★★	★★	★★	★★	★★	★★	★★	★★
65					★★	★★	★★	★★	★★	★★	★★	★★	★★
70					★★	★★	★★	★★	★★	★★	★★	★★	★★
75					★★	★★	★★	★★	★★	★★	★★	★★	★★
80					★★	★★	★★	★★	★★	★★	★★	★★	★★
90					★★	★★	★★	★★	★★	★★	★★	★★	★★
100					★★	★★	★★	★★	★★	★★	★★	★★	★★
110						★★	★★	★★	★★	★★	★★	★★	★★
120						★★	★★	★★	★★	★★	★★	★★	★★
130							★★	★★	★★	★★	★★	★★	★★
140							★★	★★	★★	★★	★★	★★	★★
150							★★	★★	★★	★★	★★	★★	★★
160							★★	★★	★★	★★	★★	★★	★★
170							★★	★★	★★	★★	★★	★★	★★
180							★★	★★	★★	★★	★★	★★	★★
190							★★	★★	★★	★★	★★	★★	★★
200							★★	★★	★★	★★	★★	★★	★★
210								★★	★★	★★		★★	
220								★★	★★	★★		★★	
230								★★	★★	★★		★★	
240								★★	★★	★★	★★	★★	★★
250								★★	★★	★★			
260								★★	★★	★★		★★	
270								★★	★★	★★			
280								★★	★★	★★		★★	
300								★★	★★	★★	★★	★★	★★
BOX	1000	1000	1000	1000 ≥ 45 500	1000 ≥ 35 500	500 ≥ 45 200	500 ≥ 45 200 ≥ 75 100	200 ≥ 45 100	100	100 ≥ 55 50	25	25	25

★ A1 / ★ A2 / ★ A4

Vorrätig bei

DIN 912 - Page 2

Hexagon socket head cap screws

Viti testa cilindrica cava esagonale

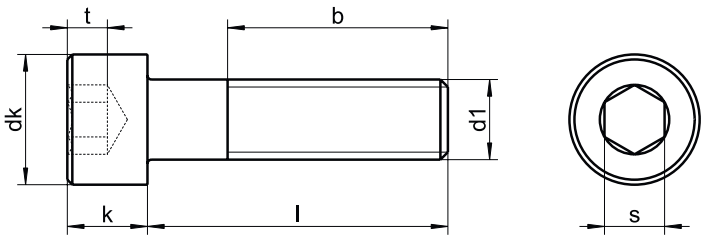

dk max.	30,0	33,0	36,0	40,0	45,0	50,0	54,0
k max.	20,0	22,0	24,0	27,0	30,0	33,0	36,0
s	17	17	19	19	22	24	27
b	52	56	60	66	72	78	84
t	10,0	11,0	12,0	13,5	15,5	18,0	19,0
Length /Ø	**M20**	**M22**	**M24**	**M27**	**M30**	**M33**	**M36**
30	★★						
35	★★						
40	★★	★★	★★				
45	★★	★★	★★				
50	★★	★★	★★	★★	★★		
55	★★	★★	★★	★★	★★		
60	★★	★★	★★	★★	★★		
65	★★	★★	★★	★★	★★		
70	★★	★★	★★	★★	★★		★★
75	★★	★★	★★	★★	★★		
80	★★	★★	★★	★★	★★		★★
85	★★	★★	★★	★★	★★		
90	★★	★★	★★	★★	★★		★★
95	★★	★★	★★	★★	★★		
100	★★	★★	★★	★★	★★	★★	★★
110	★★	★★	★★	★★	★★	★★	
120	★★	★★	★★	★★	★★	★★	★★
130	★★	★★	★★	★★	★★		
140	★★	★★	★★	★★	★★		
150	★★	★★	★★	★★	★★	★★	★★
160	★★	★★	★★	★★	★★	★★	
170	★★	★★	★★	★★	★★	★★	
180	★★	★★	★★	★★	★★		
190	★★	★★	★★	★★	★★		
200	★★	★★	★★	★★	★★	★★	★★
210	★★		★★				
220	★★		★★		★★		
230	★★		★★				
240	★★	★★	★★		★★		
250	★★		★★	★★		★★	★★
260			★★		★★		
270			★★				
280			★★		★★		
290			★★				
300	★★	★★	★★	★★	★★	★★	★★
BOX	25 ≥ 100 10	25 ≥ 100 10	10 ≥ 140 5	5	5	5	5

★ A1 / ★ A2 / ★ A4

Torno Tecnologie Srl

DIN 912 FT

Hexagon socket head cap screws with full thread

Viti testa cilindrica cava esagonale tutto filetto

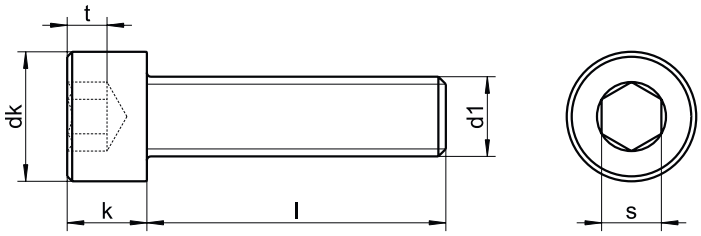

dk max.	8,5	10,0	13,0	16,0	18,0
k max.	5,0	6,0	8,0	10,0	12,0
s	4	5	6	8	10
t	2,5	3,0	4,0	5,0	6,0
Length /Ø	**M5**	**M6**	**M8**	**M10**	**M12**
30	★★				
35	★★				
40	★★	★★	★★		
45	★★	★★	★★		
50	★★	★★	★★	★★	
60		★★	★★	★★	★★
70		★★	★★	★★	★★
80		★★	★★	★★	★★
90		★★	★★	★★	★★
100		★★	★★	★★	★★
110			★★		
120		★★	★★	★★	★★
BOX	500	500 ≥ 45 200 ≥ 70 100	100	50	50 ≥ 70 25

★ A1 / ★ A2 / ★ A4

Forzo Tecnologie Srl

DIN 912 A4-80

Hexagon socket head cap screws with strenght 80

Viti testa cilindrica cava esagonale classe A480

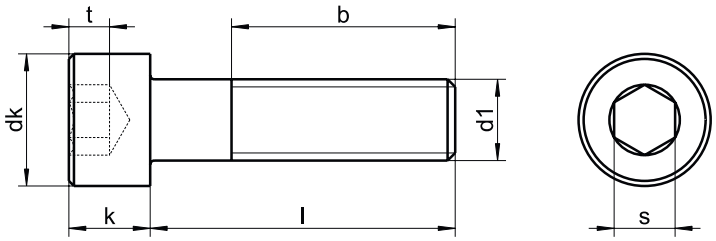

dk max.	7,0	8,5	10,0	13,0	16,0	18,0	21,0	24,0	30,0
k max.	4,0	5,0	6,0	8,0	10,0	12,0	14,0	16,0	20,0
s	3	4	5	6	8	10	12	14	17
b	20	22	24	28	32	36	40	44	52
t	2,0	2,5	3,0	4,0	5,0	6,0	7,0	8,0	10,0
Length /Ø	**M4**	**M5**	**M6**	**M8**	**M10**	**M12**	**M14**	**M16**	**M20**
8		★	★						
10		★	★	★					
12		★	★	★					
14	★	★	★	★					
16	★	★	★	★	★	★			
18	★	★	★	★	★	★			
20	★	★	★	★	★	★	★	★	
22	★	★	★	★	★	★		★	
25	★	★	★	★	★	★	★	★	
30	★	★	★	★	★	★	★	★	★
35	★	★	★	★	★	★	★	★	★
40	★	★	★	★	★	★	★	★	★
45		★	★	★	★	★	★	★	★
50		★	★	★	★	★	★	★	★
55		★	★	★	★	★	★	★	★
60		★	★	★	★	★	★	★	★
65			★	★	★	★	★	★	★
70			★	★	★	★	★	★	★
75			★	★	★	★	★	★	★
80			★	★	★	★	★	★	★
90			★	★	★	★		★	★
100			★	★	★	★		★	★
110			★	★	★	★		★	★
120			★	★	★	★		★	★
130					★	★		★	★
140					★	★		★	★
150					★	★		★	★
160					★	★		★	★
BOX	1000 ≥ 20 500	500 ≥ 30 200	500 ≥ 12 200 ≥ 45 100	200 ≥ 35 100	100 ≥ 65 50	50 ≥ 75 25	50 ≥ 75 25	25	25 ≥ 100 10

★ A1 / ★ A2 / ★ A4

Lorzo Tecnologie Srl

DIN 912 UNC/UNF

Hexagon socket head cap screws

Viti testa cilindrica cava esagonale

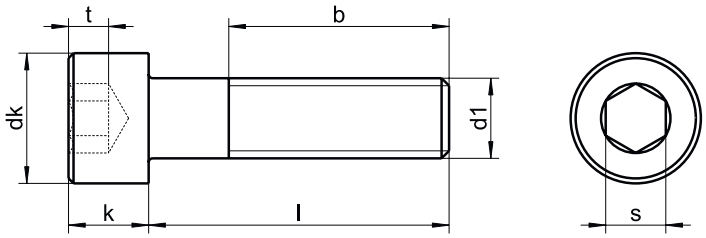

dk	2,43	2,99	3,55	4,08	4,64	5,20	5,74	6,85	7,92
k	1,52	1,85	2,18	2,51	2,84	3,17	3,50	4,16	4,82
s	1,27	1,57	1,98	1,98	2,38	2,38	2,76	3,58	3,96
t	0,63	0,78	0,96	1,11	1,29	1,44	1,62	1,95	2,28
b min.	12,70	15,74	15,74	15,74	19,05	19,05	19,05	22,35	22,35
b max.	15,74	19,55	20,32	21,08	25,14	25,40	26,67	32,25	38,10
UNC	**-**	**1-64**	**2-65**	**3-48**	**4-40**	**5-40**	**6-32**	**8-32**	**10-24**
UNF	**0-80**	**1-72**	**2-64**	**3-56**	**4-48**	**5-44**	**6-40**	**8-36**	**10-32**
1/4	★★	★★	★★	★★	★★	★★	★★		
5/16	★★	★★	★★	★★	★★	★★	★★	★★	★★
3/8	★★	★★	★★	★★	★★	★★	★★	★★	★★
7/16	★★	★★	★★	★★	★★	★★	★★	★★	★★
1/2	★★	★★	★★	★★	★★	★★	★★	★★	★★
9/16	★★	★★	★★	★★	★★	★★	★★	★★	★★
5/8	★★	★★	★★	★★	★★	★★	★★	★★	★★
3/4	★★		★★	★★	★★	★★	★★	★★	★★
7/8				★★	★★	★★	★★	★★	★★
1				★★	★★	★★	★★	★★	★★
1 1/4					★★	★★	★★	★★	★★
1 1/2					★★	★★	★★	★★	★★
1 3/4							★★	★★	★★
2							★★	★★	★★
2 1/4							★★	★★	★★
1 3/4							★★	★★	★★
2							★★	★★	★★
2 1/4							★★	★★	★★
2 1/2							★★	★★	★★
2 5/8									★★
2 3/4									★★
3									★★

★ A1 / ★ A2 / ★ A4

Vorto Tecnologie srl

DIN 912 UNC/UNF

Hexagon socket head cap screws

Viti testa cilindrica cava esagonale

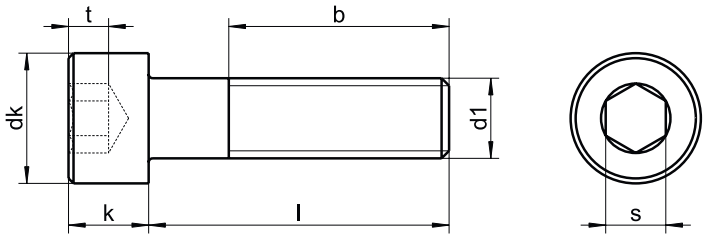

dk	9,52	11,91	14,27	16,66	19,0	23,82	28,57	33,32	38,10
k	6,35	7,82	9,52	11,12	12,70	15,87	19,05	22,22	25,4
s	4,77	6,35	7,92	9,52	9,52	12,70	15,87	19,05	19,05
b min.	25,4	28,45	31,75	35,05	38,10	44,45	50,8	57,15	63,50
b max.	38,01	43,43	49,27	55,11	60,45	71,62	82,55	93,72	104,64
t	3,05	3,83	4,62	5,41	6,22	7,80	9,39	10,97	12,57
UNC	**1/4-20**	**5/16-18**	**3/8-16**	**7/16-14**	**1/2-13**	**5/8-11**	**3/4-10**	**7/8-9**	**1-8**
UNF	**1/4-28**	**5/16-24**	**3/8-24**	**7/16-20**	**1/2-20**	**5/8-18**	**3/4-16**	**7/8-14**	**1-12**
1/4	★★	★★	★★	★★	★★	★★	★★		
5/16	★★	★★	★★	★★	★★	★★	★★	★★	★★
3/8	★★	★★	★★	★★	★★	★★	★★	★★	★★
7/16	★★	★★	★★	★★	★★	★★	★★	★★	★★
1/2	★★	★★	★★	★★	★★	★★	★★	★★	★★
9/16	★★	★★	★★	★★	★★	★★	★★	★★	★★
5/8	★★	★★	★★	★★	★★	★★	★★	★★	★★
3/4	★★	★★	★★	★★	★★	★★	★★	★★	★★
7/8	★★	★★	★★	★★	★★	★★	★★	★★	★★
1	★★	★★	★★	★★	★★	★★	★★	★★	★★
1 1/8	★★	★★	★★	★★	★★	★★	★★	★★	★★
1 1/4	★★	★★	★★	★★	★★	★★	★★	★★	★★
1 1/2	★★	★★	★★	★★	★★	★★	★★	★★	★★
1 3/4	★★	★★	★★	★★	★★	★★	★★	★★	★★
2	★★	★★	★★	★★	★★	★★	★★	★★	★★
2 1/4	★★	★★	★★	★★	★★	★★	★★	★★	★★
2 1/2	★★	★★	★★	★★	★★	★★	★★	★★	★★
2 3/4	★★	★★	★★	★★	★★	★★	★★	★★	★★
3	★★	★★	★★	★★	★★	★★	★★	★★	★★
3 1/4	★★	★★	★★	★★	★★	★★	★★	★★	★★
3 1/2	★★	★★	★★	★★	★★	★★	★★	★★	★★
3 3/4	★★	★★	★★	★★	★★	★★	★★	★★	★★
4	★★	★★	★★	★★	★★	★★	★★	★★	★★
4 1/2	★★	★★	★★	★★	★★	★★	★★	★★	★★
5	★★	★★	★★	★★	★★	★★	★★	★★	★★
5 1/2	★★	★★	★★	★★	★★	★★	★★	★★	★★
6	★★	★★	★★	★★	★★	★★	★★	★★	★★
6 1/2					★★	★★	★★	★★	★★
7					★★	★★	★★	★★	★★

★ A1 / ★ A2 / ★ A4

Vorto Technologies s.r.l.

sim. DIN 912 ST

Tapping screws with hexagon socket head similar DIN 912

Viti autofilettanti testa cilindrica esagono incassato

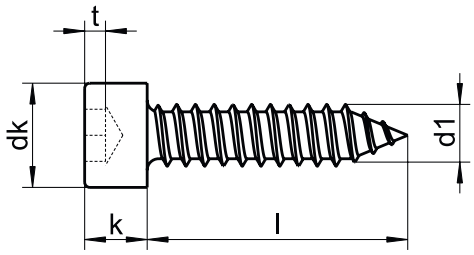

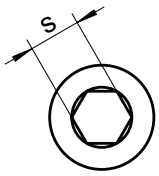

s	4	5	5
dk	8,5	10,0	10,0
k max	5	6	6
t min.	2,5	3,0	3,0
Length /Ø	**ST4,8**	**ST5,5**	**ST6,3**
9,5 (3/8)	★★	★★	★★
13 (1/2)	★★	★★	★★
16 (5/8)	★★	★★	★★
19 (3/4)	★★	★★	★★
22 (7/8)	★★	★★	★★
25 (1")	★★	★★	★★
32 (1 1/4)	★★	★★	★★
38 (1 1/2)	★★	★★	★★
42 (1 5/8)	★★	★★	★★
45 (1 3/4)	★★	★★	★★
50 (2")	★★	★★	★★
55 (2 1/8)	★★	★★	★★
60 (2 3/8)	★★	★★	★★
70 (2 3/4)	★★	★★	★★
80	★★	★★	★★
90	★★	★★	★★
100	★★	★★	★★
BOX	500 ≥ 32 200	200 ≥ 38 100	200 ≥ 32 100

★ A1 / ★ A2 / ★ A4

Zozzo Tecnologie Srl

DIN 913

Hexagon socket set screws with flat point

Grani cava esagonale punta piatta

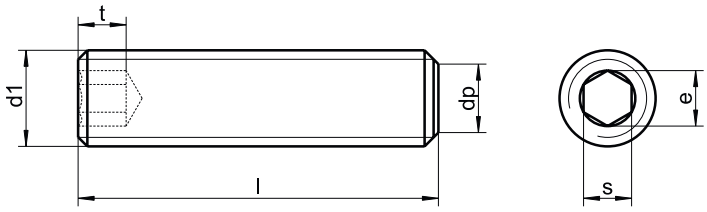

dp min/max	0,75/1	1,25/1,5	1,75/2	2,25/2,5	3,20/3,5	3,70/4	5,20/5,5	6,64/7	8,14/8,5	9,64/10	11,57/12	14,57/15	17,57
t min.	0,8	1,2	1,2	1,5	2,0	2,0	3,0	4,0	4,8	5,6	6,4	8,0	10
t max.	1,7	2,0	2,0	2,5	3,0	3,5	5,0	6,0	8,0	9,0	10,0	12,0	15
s	0,9	1,3	1,5	2	2,5	3	4	5	6	6	8	10	12
e	1,0	1,43	1,73	2,30	2,87	3,44	4,58	5,72	6,86	6,86	9,15	11,43	13,71
Length /Ø	**M2**	**M2,5**	**M3**	**M4**	**M5**	**M6**	**M8**	**M10**	**M12**	**M14**	**M16**	**M20**	**M24**
2	★★												
3	★★	★★	★★	★★									
4	★★	★★	★★	★★	★★	★★							
5	★★	★★	★★	★★	★★	★★							
6	★★	★★	★★	★★	★★	★★	★★						
8	★★	★★	★★	★★	★★	★★	★★	★★					
10	★★	★★	★★	★★	★★	★★	★★	★★					
12	★★	★★	★★	★★	★★	★★	★★	★★	★★				
14	★★	★★	★★	★★	★★	★★	★★	★★	★★	★			
16	★★	★★	★★	★★	★★	★★	★★	★★	★★	★	★★		
20			★★	★★	★★	★★	★★	★★	★★	★	★★	★★	
25			★★	★★	★★	★★	★★	★★	★★	★	★★	★★	
30			★★	★★	★★	★★	★★	★★	★★	★	★★	★★	★★
35				★★	★★	★★	★★	★★	★★	★	★★	★★	
40				★★	★★	★★	★★	★★	★★	★	★★	★★	★★
45					★★	★★	★★	★★	★★	★	★★	★★	
50					★★	★★	★★	★★	★★	★	★★	★★	★★
55						★★	★★	★★	★★		★★	★★	
60						★★	★★	★★	★★	★	★★	★★	★★
70						★★	★★	★★	★★	★	★★	★★	★★
80							★★	★★	★★	★	★★	★★	★★
90								★★	★★	★	★★	★★	★★
100								★★	★★		★★	★★	
BOX	500	500	500 ≥ 30 200	500 ≥ 12 200	500 ≥ 12 200	200	200 ≥ 35 100	100	50	50	25	25	25

★ A1 / ★ A2 / ★ A4

Zorzo Technologie srl

DIN 914

Hexagon socket set screws with cone point

Grani cava esagonale punta conica

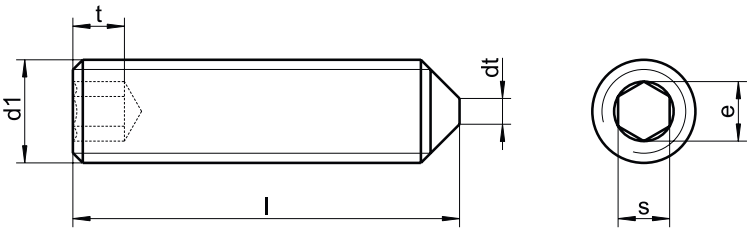

dt min/max	-	-	-	-	-	0,90/1,50	1,40/2	1,90/2,5	2,40/3	3,25/4	3,25/4	4,25/5
t	0,8/1,7	1,2/2,0	1,2/2,0	1,5/2,5	2,0/3,0	2,0/3,5	3,0/5,0	4,0/6,0	4,5/8,0	5,6/9	6,4/10,0	8,0/12,0
s	0,9	1,3	1,5	2	2,5	3	4	5	6	6	8	10
e	1,00	1,43	1,73	2,30	2,87	3,44	4,58	5,72	6,86	6,86	9,15	11,43
Length /Ø	**M2**	**M2,5**	**M3**	**M4**	**M5**	**M6**	**M8**	**M10**	**M12**	**M14**	**M16**	**M20**
2	★★											
3	★★	★★	★★	★★								
4	★★	★★	★★	★★								
5	★★	★★	★★	★★	★★	★★						
6	★★	★★	★★	★★	★★	★★	★★					
8	★★	★★	★★	★★	★★	★★	★★					
10	★★	★★	★★	★★	★★	★★	★★	★★				
12	★★	★★	★★	★★	★★	★★	★★	★★	★★			
14	★★	★★	★★	★★	★★	★★	★★	★★	★★			
16	★★	★★	★★	★★	★★	★★	★★	★★	★★	★	★★	
20			★★	★★	★★	★★	★★	★★	★★	★	★★	★★
25			★★	★★	★★	★★	★★	★★	★★	★	★★	★★
30			★★	★★	★★	★★	★★	★★	★★	★	★★	★★
35				★★	★★	★★	★★	★★	★★	★	★★	★★
40				★★	★★	★★	★★	★★	★★	★	★★	★★
45					★★	★★	★★	★★	★★	★	★★	★★
50					★★	★★	★★	★★	★★	★	★★	★★
55						★★	★★	★★	★★		★★	★★
60						★★	★★	★★	★★	★	★★	★★
70								★★	★★	★	★★	★★
80								★★	★★		★★	★★
90									★★		★★	★★
100											★★	★★
BOX	500	500	500	500 ≥ 12 200	500 ≥ 12 200	200	100	100	50	25	25	25

★ A1 / ★ A2 / ★ A4

Vorrotechnologie Srl

DIN 915

Hexagon socket set screws with dog point

Grani cava esagonale punta cilindrica

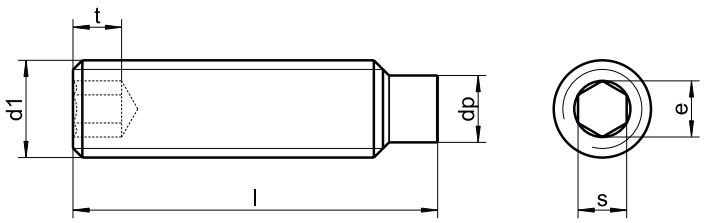

dp min/max	0,75/1,0	1,25/1,5	1,75/2,5	2,25/2,5	3,20/3,5	3,70/4,0	5,20/5,5	6,64/7	8,14/8,5	11,57/12	14,57/15
t min.	0,8	1,2	1,2	1,5	2,0	2,0	3,0	4,0	4,8	6,4	8,0
t max.	1,7	2,0	2,0	2,5	3,0	3,5	5,0	6,0	8,0	10,0	12,0
s	0,9	1,3	1,5	2	2,5	3	4	5	6	8	10
e	1,00	1,43	1,73	2,30	2,87	3,44	4,58	5,72	6,86	9,15	11,43
Length /Ø	**M2**	**M2,5**	**M3**	**M4**	**M5**	**M6**	**M8**	**M10**	**M12**	**M16**	**M20**
3	★★	★★	★★								
4	★★	★★	★★	★★							
5	★★	★★	★★	★★	★★						
6	★★	★★	★★	★★	★★	★★					
8	★★	★★	★★	★★	★★	★★	★★				
10	★★	★★	★★	★★	★★	★★	★★	★★			
12	★★	★★	★★	★★	★★	★★	★★	★★	★★		
14	★★	★★	★★	★★	★★	★★	★★	★★	★★		
16	★★	★★	★★	★★	★★	★★	★★	★★	★★	★★	
20			★★	★★	★★	★★	★★	★★	★★	★★	★★
25			★★	★★	★★	★★	★★	★★	★★	★★	★★
30			★★	★★	★★	★★	★★	★★	★★	★★	★★
35						★★	★★	★★	★★	★★	★★
40						★★	★★	★★	★★	★★	★★
45						★★	★★	★★	★★	★★	★★
50						★★	★★	★★	★★	★★	★★
60						★★	★★	★★	★★	★★	★★
70									★★	★★	★★
90										★★	★★
100										★★	★★
BOX	500	500	500 ≥ 30 200	200	200	200	100	100	50	25	25

★ A1 / ★ A2 / ★ A4

Nard Technologie Srl

DIN 916

Hexagon socket set screws with cup point

Grani cava esagonale punta coppa

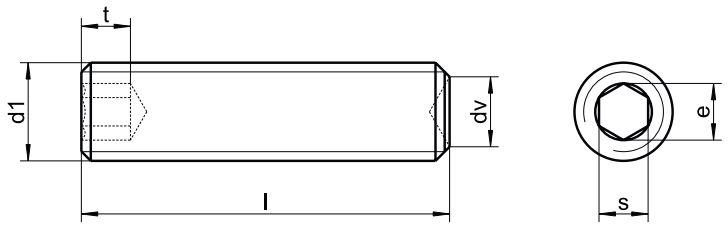

dv min/max	0,75/1	0,95/1,2	1,15/1,4	1,75/2	2,25/2,5	2,75/3	4,70/3	5,70/6	7,64/8	8,64/9	9,64/10	13,57/14
t min.	0,8	1,2	1,2	1,5	2,0	2,0	3,0	4,0	4,8	5,60/9	6,4	8,0
t max.	1,7	2,0	2,0	2,5	3,0	3,5	5,0	6,0	8,0	8,0	10,0	12,0
s	0,9	1,3	1,5	2	2,5	3	4	5	6	6	8	10
e	1,00	1,43	1,73	2,30	2,87	3,44	4,58	5,72	6,86	6,86	9,15	11,43
Length /Ø	**M2**	**M2,5**	**M3**	**M4**	**M5**	**M6**	**M8**	**M10**	**M12**	**M14**	**M16**	**M20**
3	★★	★★	★★	★★								
4	★★	★★	★★	★★	★★							
5	★★	★★	★★	★★	★★	★★						
6	★★	★★	★★	★★	★★	★★	★★					
8	★★	★★	★★	★★	★★	★★	★★					
10	★★	★★	★★	★★	★★	★★	★★	★★	★★			
12	★★	★★	★★	★★	★★	★★	★★	★★	★★			
16	★★	★★	★★	★★	★★	★★	★★	★★	★★	★	★★	
20			★★	★★	★★	★★	★★	★★	★★	★	★★	★★
25			★★	★★	★★	★★	★★	★★	★★	★	★★	★★
30			★★	★★	★★	★★	★★	★★	★★	★	★★	★★
35				★★	★★	★★	★★	★★	★★	★	★★	★★
40				★★	★★	★★	★★	★★	★★	★	★★	★★
45						★★	★★	★★	★★	★	★★	★★
50						★★	★★	★★	★★	★	★★	★★
55						★★	★★	★★	★★		★★	★★
60						★★	★★	★★	★★	★	★★	★★
70							★★	★★	★★		★★	★★
80							★★	★★	★★		★★	★★
90									★★		★★	★★
100											★★	★★
BOX	500	500	500	500 ≥ 12 200	200	200	200 ≥ 20 100	100	50	25	25	25

★ A1 / ★ A2 / ★ A4

Nuovo Tecnoraggie Srl

DIN 917

Hexagon cup nuts thin type

Dadi ciechi calotta sferica

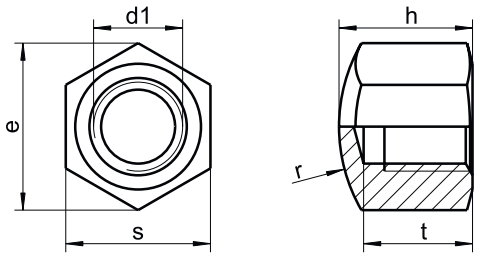

d1	h	s	e	r	t min.	t	t max.	MAT.	BOX
M3	-	5,5	6,01	-	-	-	-	★★	200
M4	5,5	7	7,66	8	4,16	4,4	4,64	★★	200
M5	7,0	8	8,79	10	4,96	5,2	5,44	★★	200
M6	9,0	10	11,05	12	6,71	7,0	7,29	★★	200
M8	12,0	13	14,38	15	9,21	9,5	9,79	★★	200
M10	14,0	17	17,77	20	10,65	11,0	11,35	★★	100
M12	16,0	19	20,03	25	13,15	13,5	13,85	★★	100
M14	18,0	22	23,35	28	14,65	15	15,35	★★	50
M16	20,0	24	26,75	30	16,65	17	17,35	★★	50
M18	22,0	27	29,56	32	18,58	19	19,42	★★	50
M20	25,0	30	32,95	35	20,58	21	21,42	★★	25
M22	28,0	32	37,29	35	21,58	22	22,42	★★	25
M24	30,0	36	39,55	40	23,58	24	24,42	★★	10
M27	32,0	41	45,20	50	25,58	26	26,42	★★	10
M30	34,0	46	50,85	60	27,58	28	28,42	★★	10

★ A1 / ★ A2 / ★ A4

Torza Tecnologie Srl

DIN 928

Square weld nuts

Dadi a saldare quadri

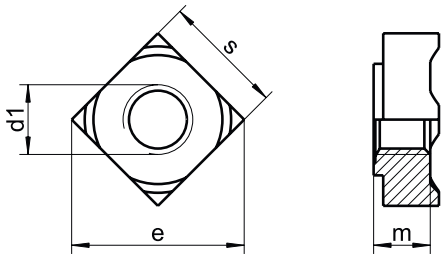

d1	m	s	e	MAT.	BOX
M4	3,5	7	9	★★	200
M5	4,2	9	12	★★	200
M6	5,0	10	13	★★	200
M8	6,5	14	18	★★	200
M10	8,0	17	22	★★	100

★ A1 / ★ A2 / ★ A4

Zorzo Tecnologie Srl

DIN 929

Hexagon weld nuts

Dadi a saldare esagonali

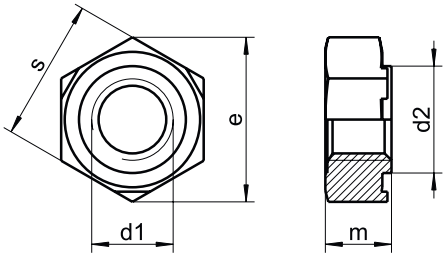

d1	m	s	e	d2	MAT.	BOX
M3	3,0	7,5	8,15	4,5	★★	200
M4	3,5	9	9,83	6,0	★★	200
M5	4,0	10	10,95	7,0	★★	200
M6	5,0	11	12,02	8,0	★★	200
M8	6,5	14	15,38	10,5	★★	200
M10	8,0	17	18,74	12,5	★★	100
M12	10,0	19	20,91	14,8	★★	50
M16	13,0	24	26,51	18,8	★★	50

★ A1 / ★ A2 / ★ A4

Zorzo Tecnologie Srl

DIN 931

Hexagon head screws with shank

Viti testa esagonale parziale filetto

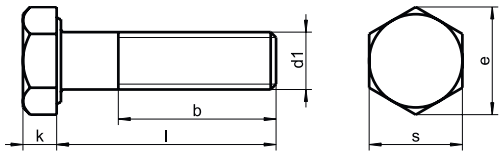

b≤125	16	18	22	26	30	34	38	42	46	50	54	60	66	72	78
b>125	22	24	28	32	36	40	44	48	52	56	60	66	72	78	84
s	8	10	13	17	19	22	24	27	30	32	36	41	46	50	55
k min.	3,35	3,85	5,15	6,22	7,32	8,62	9,82	11,28	12,28	13,78	14,78	16,65	18,28	20,58	22,08
e	8,79	11,05	14,38	18,90	21,10	24,49	26,75	30,14	33,53	35,72	39,98	45,2	50,85	55,37	60,79
Length /Ø	**M5**	**M6**	**M8**	**M10**	**M12**	**M14**	**M16**	**M18**	**M20**	**M22**	**M24**	**M27**	**M30**	**M33**	**M36**
25	★★	★★													
30	★★	★★	★★												
35	★★	★★	★★	★★											
40	★★	★★	★★	★★	★★										
45	★★	★★	★★	★★	★★										
50	★★	★★	★★	★★	★★	★★	★★								
55	★★	★★	★★	★★	★★	★★	★★								
60	★★	★★	★★	★★	★★	★★	★★	★★	★★						
65	★★	★★	★★	★★	★★	★★	★★	★★	★★						
70	★★	★★	★★	★★	★★	★★	★★	★★	★★	★★	★★				
75	★★	★★	★★	★★	★★	★★	★★	★★	★★	★★	★★				
80	★★	★★	★★	★★	★★	★★	★★	★★	★★	★★	★★	★★	★★		
85	★★	★★	★★	★★	★★	★★	★★	★★	★★	★★	★★	★★	★★		
90	★★	★★	★★	★★	★★	★★	★★	★★	★★	★★	★★	★★	★★	★★	
95	★★	★★	★★	★★	★★	★★	★★	★★	★★	★★	★★	★★	★★	★★	
100	★★	★★	★★	★★	★★	★★	★★	★★	★★	★★	★★	★★	★★	★★	★★
110		★★	★★	★★	★★	★★	★★	★★	★★	★★	★★	★★	★★	★★	★★
120		★★	★★	★★	★★	★★	★★	★★	★★	★★	★★	★★	★★	★★	★★
130		★★	★★	★★	★★	★★	★★	★★	★★	★★	★★	★★	★★	★★	★★
140		★★	★★	★★	★★	★★	★★	★★	★★	★★	★★	★★	★★	★★	★★
150		★★	★★	★★	★★	★★	★★	★★	★★	★★	★★	★★	★★	★★	★★
160		★★	★★	★★	★★	★★	★★	★★	★★	★★	★★	★★	★★	★★	★★
170		★★	★★	★★	★★	★★	★★	★★	★★	★★	★★	★★	★★	★★	★★
180		★★	★★	★★	★★	★★	★★	★★	★★	★★	★★	★★	★★	★★	★★
190		★★	★★	★★	★★	★★	★★	★★	★★	★★	★★	★★	★★	★★	★★
200		★★	★★	★★	★★	★★	★★	★★	★★	★★	★★	★★	★★	★★	★★
210			★★	★★	★★	★★	★★	★★	★★	★★	★★	★★	★★	★★	★★
220			★★	★★	★★	★★	★★	★★	★★	★★	★★	★★	★★	★★	★★
230			★★	★★	★★	★★	★★	★★	★★	★★	★★	★★	★★	★★	★★
240			★★	★★	★★	★★	★★	★★	★★	★★	★★	★★	★★	★★	★★
250				★★	★★	★★	★★	★★	★★	★★	★★	★★	★★	★★	★★
260				★★	★★	★★	★★	★★	★★	★★	★★	★★	★★	★★	★★
270				★★	★★	★★	★★	★★	★★	★★	★★	★★	★★	★★	★★
280				★★	★★	★★	★★	★★	★★	★★	★★	★★	★★	★★	★★
290				★★	★★		★★		★★		★★	★★	★★		★★
300				★★	★★		★★		★★		★★	★★	★★	★★	★★
BOX	500 ≥ 45 200	200 ≥ 45 100	200 ≥ 45 100 ≥ 80 50 ≥ 180 25	100 ≥ 50 50 ≥ 160 25 ≥ 210 10	50 ≥ 100 25 ≥ 160 10	50 ≥ 100 25 ≥ 150 10	25 ≥ 150 10	25 ≥ 130 10	25 ≥ 130 10	25 ≥ 130 10	20 ≥ 80 10	10 ≥ 160 5	10 ≥ 160 5	10 ≥ 130 5	5

★ A1 / ★ A2 / ★ A4

Bulloneria Ori

DIN 931 UNC/UNF

Hexagon head screws with shank

Viti testa esagonale parziale filetto

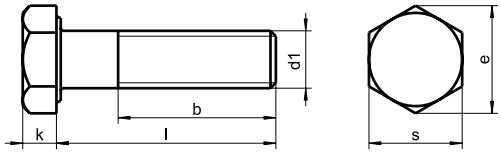

k max	4,77	5,96	6,80	8,02	9,24	9,42	11,27	13,31	15,34	17,78
s	11,12	12,07	14,27	15,87	19,05	20,62	23,82	28,57	33,32	38,10
e	12,82	14,65	16,51	18,33	21,99	23,82	27,50	32,99	38,50	43,99
b≤6	19,05	22,22	25,4	28,57	31,75	34,92	38,10	44,45	50,8	57,15
b>6	-	28,57	31,75	34,92	38,10	41,28	44,45	50,8	57,15	63,50
Length /Ø	**1/4**	**5/16**	**3/8**	**7/16**	**1/2**	**9/16**	**5/8**	**3/4**	**7/8**	**1**
1 1/8	★★									
1 1/4	★★									
1 3/8	★★	★★	★★							
1 1/2	★★	★★	★★							
1 5/8	★★	★★	★★	★★	★★	★★				
1 3/4	★★	★★	★★	★★	★★	★★				
2	★★	★★	★★	★★	★★	★★				
2 1/4	★★	★★	★★	★★	★★	★★	★★			
2 1/2	★★	★★	★★	★★	★★	★★	★★	★★		
2 3/4	★★	★★	★★	★★	★★	★★	★★	★★	★★	
3	★★	★★	★★	★★	★★	★★	★★	★★	★★	
3 1/4	★★	★★	★★	★★	★★	★★	★★	★★	★★	
3 1/2	★★	★★	★★	★★	★★	★★	★★	★★	★★	
3 3/4	★★	★★	★★	★★	★★	★★	★★	★★	★★	★★
4	★★	★★	★★	★★	★★	★★	★★	★★	★★	★★
4 1/2	★★	★★	★★	★★	★★	★★	★★	★★	★★	★★
5	★★	★★	★★	★★	★★	★★	★★	★★	★★	★★
5 1/2		★★	★★	★★	★★	★★	★★	★★	★★	★★
6		★★	★★	★★	★★	★★	★★	★★	★★	★★
6 1/2		★★	★★	★★	★★	★★	★★	★★	★★	★★
7		★★	★★	★★	★★	★★	★★	★★	★★	★★
7 1/2							★★	★★	★★	★★
8							★★	★★	★★	★★
8 1/2										★★
9										★★
UNC	**20**	**18**	**16**	**14**	**13**	**12**	**11**	**10**	**9**	**8**
UNF	**28**	**24**	**24**	**20**	**20**	**18**	**18**	**16**	**16**	**14**

★ A1 / ★ A2 / ★ A4

Vorbehalten

DIN 933 - Page 1

Hexagon head screws full thread

Viti testa esagonale tutto filetto

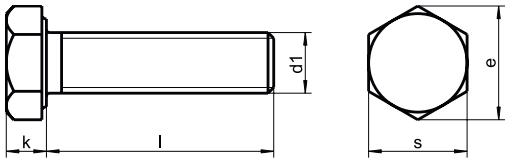

k max.	1,4	1,7	2,0	2,8	3,5	4,0	5,3	6,4	7,5	8,8	10,0	11,5	12,5
s	4	5	5,5	7	8	10	13	17	19	22	24	27	30
e	4,32	5,45	6,01	7,66	8,79	11,05	14,38	18,90	21,10	24,49	26,75	30,14	33,53
Length /Ø	**M2**	**M2,5**	**M3**	**M4**	**M5**	**M6**	**M8**	**M10**	**M12**	**M14**	**M16**	**M18**	**M20**
3	★★	★★											
4	★★	★★											
5	★★	★★	★★	★★									
6	★★	★★	★★	★★	★★	★★							
8	★★	★★	★★	★★	★★	★★	★★						
10	★★	★★	★★	★★	★★	★★	★★	★★					
12	★★	★★	★★	★★	★★	★★	★★	★★					
14	★★	★★	★★	★★	★★	★★	★★	★★					
16	★★	★★	★★	★★	★★	★★	★★	★★	★★				
18	★★	★★	★★	★★	★★	★★	★★	★★	★★				
20	★★	★★	★★	★★	★★	★★	★★	★★	★★	★★	★★		
22			★★	★★	★★	★★	★★	★★	★★	★★	★★		
25			★★	★★	★★	★★	★★	★★	★★	★★	★★	★★	
30			★★	★★	★★	★★	★★	★★	★★	★★	★★	★★	★★
35			★★	★★	★★	★★	★★	★★	★★	★★	★★	★★	★★
40			★★	★★	★★	★★	★★	★★	★★	★★	★★	★★	★★
45			★★	★★	★★	★★	★★	★★	★★	★★	★★	★★	★★
50			★★	★★	★★	★★	★★	★★	★★	★★	★★	★★	★★
55				★★	★★	★★	★★	★★	★★	★★	★★	★★	★★
60				★★	★★	★★	★★	★★	★★	★★	★★	★★	★★
65				★★	★★	★★	★★	★★	★★	★★	★★	★★	★★
70				★★	★★	★★	★★	★★	★★	★★	★★	★★	★★
75					★★	★★	★★	★★	★★	★★	★★	★★	★★
80					★★	★★	★★	★★	★★	★★	★★	★★	★★
85						★★	★★	★★	★★	★★	★★	★★	★★
90						★★	★★	★★	★★	★★	★★	★★	★★
95						★★	★★	★★	★★	★★	★★	★★	★★
100						★★	★★	★★	★★	★★	★★	★★	★★
110						★★	★★	★★	★★	★★	★★	★★	★★
120						★★	★★	★★	★★	★★	★★	★★	★★
130							★★	★★	★★	★★	★★	★★	★★
140							★★	★★	★★	★★	★★	★★	★★
150							★★	★★	★★	★★	★★	★★	★★
160							★★	★★	★★	★★	★★	★★	★★
170							★★	★★	★★	★★	★★	★★	★★
180							★★	★★	★★	★★	★★	★★	★★
190							★★	★★	★★	★★	★★	★★	★★
200							★★	★★	★★	★★	★★	★★	★★
250								★★	★★	★★	★★		★★
300										★★	★★		★★
BOX	1000	1000	1000 ≥ 25 500	1000 ≥ 25 500	500 ≥ 45 200 ≥ 70 100	500 ≥ 14 200 ≥ 45 100	200 ≥ 25 100 ≥ 85 50	100 ≥ 50 50	100 ≥ 50 50	25	25	25	25

★ A1 / ★ A2 / ★ A4

Vorrätig bei Technoplate Srl

DIN 933 - Page 2

Hexagon head screws full thread

Viti testa esagonale tutto filetto

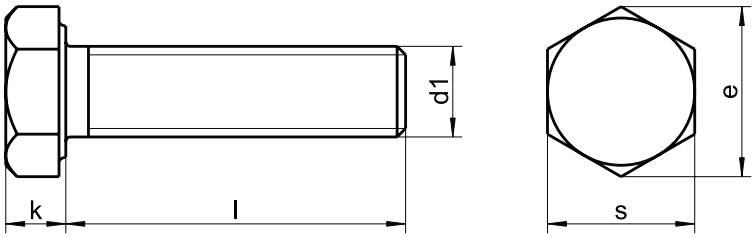

k max.	14,0	15,0	17,0	18,7	21,0	22,5
s	32	36	41	46	50	55
e	35,72	39,98	45,20	50,85	55,37	60,79
Length /Ø	**M22**	**M24**	**M27**	**M30**	**M33**	**M36**
30	★★	★★				
35	★★	★★				
40	★★	★★				
45	★★	★★				
50	★★	★★	★★	★★	★★	★★
55	★★	★★	★★	★★	★★	★★
60	★★	★★	★★	★★	★★	★★
65	★★	★★	★★	★★	★★	★★
70	★★	★★	★★	★★	★★	★★
75	★★	★★	★★	★★	★★	★★
80	★★	★★	★★	★★	★★	★★
85	★★	★★	★★	★★	★★	★★
90	★★	★★	★★	★★	★★	★★
95	★★	★★	★★	★★	★★	★★
100	★★	★★	★★	★★	★★	★★
110	★★	★★	★★	★★	★★	★★
120	★★	★★	★★	★★	★★	★★
130	★★	★★	★★	★★	★★	★★
140	★★	★★	★★	★★	★★	★★
150	★★	★★	★★	★★	★★	★★
160	★★	★★	★★	★★	★★	★★
170		★★				★★
180	★★	★★	★★	★★	★★	★★
190		★★				
200	★★	★★	★★	★★	★★	★★
250	★★	★★	★★	★★	★★	★★
300	★★	★★	★★	★★	★★	★★
BOX	25 ≥ 100 10	10 ≥ 200 5	10	10	5	5

★ A1 / ★ A2 / ★ A4

Vorto Tecnologie srl

DIN 933 UNC/UNF

Hexagon head screws full thread

Viti testa esagonale tutto filetto

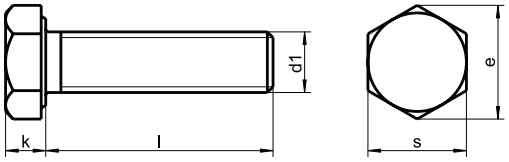

k max.	4,52	1,78	2,36	2,79	3,04	3,93
s	4,77	4,77	6,35	6,35	7,92	7,92
e	5,13	5,13	6,90	6,90	8,63	8,63
Length /Ø	**#4**	**#5**	**#6**	**#8**	**#10**	**#12**
1/4						
5/16		★★	★★	★★		
2/8		★★	★★	★★	★★	★★
1/2		★★	★★	★★	★★	★★
5/8	★★	★★	★★	★★	★★	★★
3/4	★★	★★	★★	★★	★★	★★
7/8	★★	★★	★★	★★	★★	★★
1	★★	★★	★★	★★	★★	★★
1 1/4	★★	★★	★★	★★	★★	★★
1 3/8	★★	★★	★★	★★	★★	★★
1 1/2		★★	★★	★★	★★	★★
1 5/8		★★	★★	★★	★★	★★
1 3/4			★★	★★	★★	★★
2			★★	★★	★★	★★
2 1/4			★★	★★	★★	★★
2 1/2			★★	★★	★★	★★
2 5/8			★★	★★	★★	★★
2 3/4				★★	★★	★★
3				★★	★★	★★
UNC	**4-40**	**5-40**	**6-40**	**8-32**	**10-24**	**12-24**
UNF	**4-48**	**5-44**	**6-40**	**8-36**	**10-32**	**12-28**

★ A1 / ★ A2 / ★ A4

Zoppo Tecnologie Srl

DIN 933 UNC/UNF

Hexagon head screws full thread

Viti testa esagonale tutto filetto

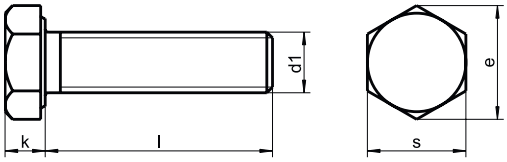

k max.	4,77	5,96	6,80	8,02	9,24	9,42	11,27	13,31	15,34	17,78
s	11,12	12,07	14,27	15,87	19,05	20,62	23,82	28,57	33,32	38,10
e	12,82	14,65	16,51	18,33	21,99	23,82	27,50	32,99	38,50	43,99
Length /Ø	**1/4**	**5/16**	**3/8**	**7/16**	**1/2**	**9/16**	**5/8**	**3/4**	**7/8**	**1**
3/8	★★	★★								
1/2	★★	★★	★★							
5/8	★★	★★	★★	★★	★★					
3/4	★★	★★	★★	★★	★★	★★	★★			
7/8	★★	★★	★★	★★	★★	★★	★★			
1	★★	★★	★★	★★	★★	★★	★★	★★		
11/8	★★	★★	★★	★★	★★	★★	★★	★★		
11/4	★★	★★	★★	★★	★★	★★	★★	★★		
13/8	★★	★★	★★	★★	★★	★★	★★	★★		
11/2	★★	★★	★★	★★	★★	★★	★★	★★	★★	
13/4	★★	★★	★★	★★	★★	★★	★★	★★	★★	★★
2	★★	★★	★★	★★	★★	★★	★★	★★	★★	★★
2 1/4	★★	★★	★★	★★	★★	★★	★★	★★	★★	★★
2 1/2	★★	★★	★★	★★	★★	★★	★★	★★	★★	★★
2 3/4	★★	★★	★★	★★	★★	★★	★★	★★	★★	★★
3	★★	★★	★★	★★	★★	★★	★★	★★	★★	★★
3 1/4	★★	★★	★★	★★	★★	★★	★★	★★	★★	★★
3 1/2	★★	★★	★★	★★	★★	★★	★★	★★	★★	★★
3 3/4	★★	★★	★★	★★	★★	★★	★★	★★	★★	★★
4	★★	★★	★★	★★	★★	★★	★★	★★	★★	★★
4 1/4	★★	★★	★★	★★	★★	★★	★★	★★	★★	★★
4 1/2	★★	★★	★★	★★	★★	★★	★★	★★	★★	★★
4 3/4	★★	★★	★★	★★	★★	★★	★★	★★	★★	★★
5	★★	★★	★★	★★	★★	★★	★★	★★	★★	★★
5 1/2	★★	★★	★★	★★	★★	★★	★★	★★	★★	★★
6	★★	★★	★★	★★	★★	★★	★★	★★	★★	★★
UNC	**20**	**18**	**16**	**14**	**13**	**12**	**11**	**10**	**9**	**8**
UNF	**28**	**24**	**24**	**20**	**20**	**18**	**18**	**16**	**14**	**12**

★ A1 / ★ A2 / ★ A4

Vite Technique s.r.l.

DIN 934

Hexagon nuts

Dadi esagonali

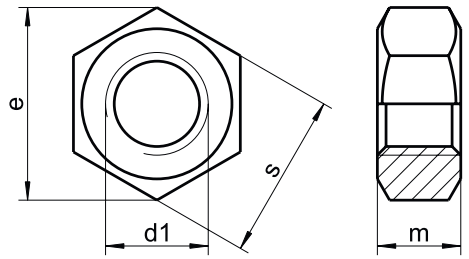

d	m min/max.	s	e	MAT.	BOX
M1,4	0,95/1,20	3	3,28	★★	1000
M1,6	1,05/1,30	3,2	3,48	★★	1000
M1,7	1,15/1,40	3,5	3,82	★★	1000
M2	1,35/1,60	4	4,38	★★	1000
M2,3	1,55/1,80	4,5	4,88	★★	1000
M2,5	1,75/2	5	5,45	★★	1000
M2,6	1,75/2	5	5,45	★★	1000
M3	2,15/2,40	5,5	6,01	★★	1000
M3,5	2,55/2,80	6	6,58	★★	1000
M4	2,90/3,20	7	7,66	★★	1000
M5	3,70/4,00	8	8,79	★★	1000
M6	4,70/5	10	11,05	★★	500
M7	5,20/5,5	11	12,12	★★	500
M8	6,14/6,50	13	14,38	★★	200
M10	7,64/8	17	18,90	★★	100
M12	9,64/10	19	21,10	★★	100
M14	10,30/11	22	24,49	★★	100
M16	12,30/13	24	26,75	★★	50
M18	14,30/15	27	29,56	★★	50
M20	14,90/16	30	32,95	★★	50
M22	16,90/18	32	35,03	★★	25
M24	17,70/19	36	39,55	★★	25
M27	20,70/22	41	45,20	★★	25
M30	22,70/24	46	50,85	★★	25
M33	24,70/26	50	55,37	★★	10
M36	27,40/29	55	60,79	★★	10
M39	29,40/31	60	66,44	★★	10
M42	32,40/34	65	72,09	★★	10
M45	34,40/36	70	76,95	★★	5
M48	36,40/38	75	82,60	★★	5
M52	40,40/42	80	88,25	★★	1
M60	46,40/48	90	99,21	★★	1
M64	49,10/51	95	104,86	★★	1

★ A1 / ★ A2 / ★ A4

Nord Tecnomie s.r.l.

DIN 934 fine thread

Hexagon nuts with fine thread

Dadi esagonali passo fine

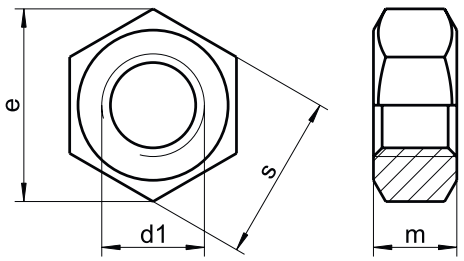

d1	m min/max.	s	e	MAT.	BOX
M8X1	6,14/6,50	13	14,38	★★	200
M10X1	7,64/8	17	18,90	★★	100
M10X1,25	7,64/8	17	18,90	★★	100
M12X1,5	9,64/10	19	21,10	★★	100
M12X1,25	9,64/10	19	21,10	★★	100
M14X1,5	10,30/11	22	24,49	★★	100
M16X1,5	12,30/13	24	26,75	★★	50
M18X1,5	14,30/15	27	29,56	★★	50
M20X1,5	14,90/16	30	32,95	★★	50
M20X2	14,90/16	30	32,95	★★	50
M22X1,5	16,90/18	32	35,03	★★	25
M24X1,5	17,70/19	36	39,55	★★	25
M24X2	17,70/19	36	39,55	★★	25
M27X1,5	20,70/22	41	45,20	★★	25
M27X2	20,70/22	41	45,20	★★	25
M30X1,5	22,70/24	46	50,85	★★	25
M30X2	22,70/24	46	50,85	★★	25
M33X2	24,70/26	50	55,37	★★	10
M36X1,5	27,40/29	55	60,79	★★	10
M36X3	27,40/29	55	60,79	★★	10
M39X3	29,4/31	60	66,44	★★	10
M42X3	32,40/34	65	72,09	★★	10

★ A1 / ★ A2 / ★ A4

Nomo Tecnologie Srl

DIN 934 left hand thread

Hexagon nuts with left hand thread

Dadi esagonali sinistri

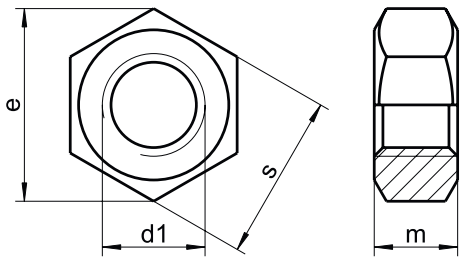

d1	m min/max.	s	e	MAT.	BOX
M3	2,15/2,40	5,5	6,01	★★	100
M4	2,90/3,20	7	7,66	★★	100
M5	3,70/4	8	8,79	★★	100
M6	4,70/5	10	11,05	★★	100
M8	6,14/6,50	13	14,38	★★	100
M10	7,64/8	17	18,90	★★	100
M12	9,64/10	19	21,10	★★	50
M14	10,30/11	22	24,49	★★	50
M16	12,30/13	24	26,75	★★	25
M18	14,30/15	27	29,56	★★	25
M20	14,90/16	30	32,95	★★	25
M22	16,90/18	32	35,03	★★	25
M24	17,70/19	36	39,55	★★	25
M27	20,70/22	41	45,20	★★	10
M30	22,70/24	46	50,85	★★	10

★ A1 / ★ A2 / ★ A4

Zorro Tecnologie Srl

SIMILAR DIN 934 UNC/UNF

Hexagon nuts

Dadi esagonali

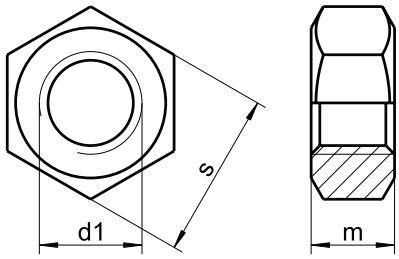

d1	m min.	m max.	s	UNC pitch	UNF pitch	MAT.	BOX
#0	0,47	0,47	4	64 UNC	80 UNF	★★	1000
#1	0,47	0,47	4	64 UNC	72 UNF	★★	1000
#2	1,58	1,58	5	56 UNC	64 UNF	★★	1000
#3	1,58	1,58	5	48 UNC	56 UNF	★★	1000
#4	2,3	2,3	5	40 UNC	48 UNF	★★	1000
#5	3	3	6	40 UNC	44 UNF	★★	1000
#6	3	3	7	32 UNC	40 UNF	★★	1000
#8	3,2	3,2	7	32 UNC	36 UNF	★★	1000
#10	4	4	8	24 UNC	32 UNF	★★	1000
#12	4,5	4,5	10	24 UNC	28 UNF	★★	1000
1/4	5,38	5,74	11	20 UNC	28 UNF	★★	500
5/16	6,55	6,93	13	18 UNC	24 UNF	★★	200
3/8	8,12	8,55	14	16 UNC	24 UNF	★★	100
7/16	9,27	9,27	17	14 UNC	20 UNF	★★	100
1/2	10,84	11,37	19	13 UNC	20 UNF	★★	50
9/16	12,01	12,59	22	12 UNC	18 UNF	★★	50
5/8	13,58	14,19	24	11 UNC	18 UNF	★★	25
3/4	15,67	16,89	28	10 UNC	16 UNF	★★	25
7/8	18,38	19,71	34	9 UNC	14 UNF	★★	25
1"	21,10	22,52	38	8 UNC	14 UNF	★★	25
1" 1/8	23,85	23,57	43	7 UNC	12 UNF	★★	25
1"1/4	26,16	27,78	48	7 UNC	12 UNF	★★	25
1" 3/8	28,90	30,63	53	6 UNC	12 UNF	★★	25
1" 1/2	31,62	33,45	57	6 UNC	12 UNF	★★	25

★ A1 / ★ A2 / ★ A4

Forzo Technogge srl

DIN 935

Hexagon castle nuts

Dadi a corona

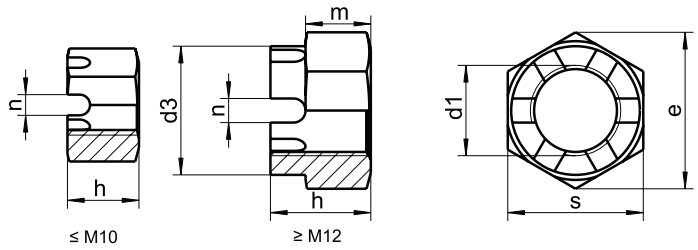

d1	m	h	s	e	d3	n	MAT.	BOX
M5	4,0	6,0	8	8,87	-	1,4	★★	100
M6	5,0	7,5	10	11,05	-	2,0	★★	100
M8	6,5	9,5	13	14,38	-	2,5	★★	100
M10	8,0	12,0	17	18,90	-	2,8	★★	50
M12	10,0	15,0	19	21,10	17	3,5	★★	50
M14	11,0	16,0	22	24,49	19	3,5	★★	50
M16	13,0	19,0	24	26,75	22	4,5	★★	50
M18	15,0	21,0	27	30,14	25	4,5	★★	25
M20	16,0	22,0	30	33,53	28	4,5	★★	25
M22	18,0	26,0	32	35,72	30	5,5	★★	10
M24	19,0	27,0	36	39,98	34	5,5	★★	10
M27	22,0	30,0	41	45,63	38	5,5	★★	10
M30	24,0	33,0	46	51,28	42	7,0	★★	10
M36	29,0	38,0	55	61,31	50	7,0	★★	10

★ A1 / ★ A2 / ★ A4

Zorzo Tecnologie Srl

DIN 938

Studs metal end ~ 1xd

Prigionieri radice corta

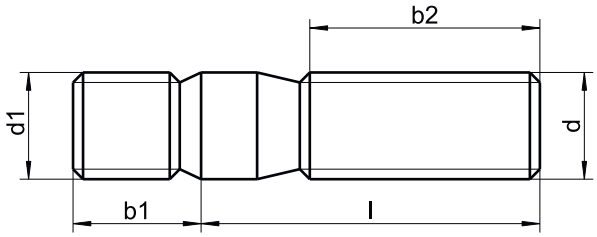

b2 ≤125	16	18	22	26	30	38	46	54	66
b2 >125	-	24	28	32	36	44	52	60	72
b1	5	6	8	10	12	16	20	24	30
Length /Ø	**M5**	**M6**	**M8**	**M10**	**M12**	**M16**	**M20**	**M24**	**M30**
16	★	★	★						
20	★	★	★	★	★				
25	★	★	★	★	★				
30	★	★	★	★	★	★			
35	★	★	★	★	★	★	★		
40	★	★	★	★	★	★	★		
45		★	★	★	★	★	★		
50		★	★	★	★	★	★	★	★
55		★	★	★	★	★	★	★	★
60		★	★	★	★	★	★	★	★
65		★	★	★	★	★	★	★	★
70		★	★	★	★	★	★	★	★
75		★	★	★	★	★	★	★	★
80		★	★	★	★	★	★	★	★
85		★	★	★	★	★	★	★	★
90		★	★	★	★	★	★	★	★
95		★	★	★	★	★	★	★	★
100		★	★	★	★	★	★	★	★
110		★	★	★	★	★	★	★	★
120		★	★	★	★	★	★	★	★
130					★	★	★	★	★
BOX	100	100	100	100	100 ≥ 110 25	50 ≥ 120 25	50 ≥ 70 25	25 ≥ 100 10	10

★ A1 / ★ A2 / ★ A4

Korzo Tecnologie Srl

DIN 939

Studs metal end ~ 1,25xd

Prigionieri radice media

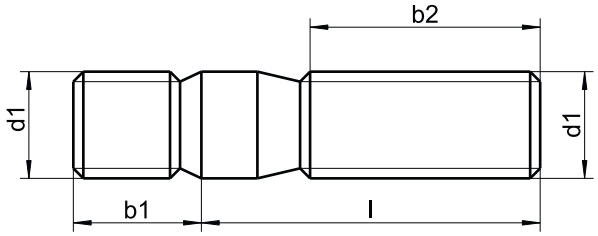

b2 ≤125	16	18	22	26	30	38	46	54	66
b2 >125	-	24	28	32	36	44	52	60	72
b1	6,5	7,5	10	12	15	20	25	30	38
Length /Ø	**M5**	**M6**	**M8**	**M10**	**M12**	**M16**	**M20**	**M24**	**M30**
16	★	★							
20	★	★	★	★	★				
25	★	★	★	★	★				
30	★	★	★	★	★	★			
35	★	★	★	★	★	★	★		
40	★	★	★	★	★	★	★	★	
45		★	★	★	★	★	★	★	
50		★	★	★	★	★	★	★	
55		★	★	★	★	★	★	★	★
60		★	★	★	★	★	★	★	★
65		★	★	★	★	★	★	★	★
70		★	★	★	★	★	★	★	★
75		★	★	★	★	★	★	★	★
80		★	★	★	★	★	★	★	★
85		★	★	★	★	★	★	★	★
90		★	★	★	★	★	★	★	★
100		★	★	★	★	★	★	★	★
110		★	★	★	★	★	★	★	★
120		★	★	★	★	★	★	★	★
125			★	★	★	★	★	★	★
130			★	★	★	★	★	★	★
140						★	★	★	★
150						★	★	★	★
BOX	100	100	100	100	100 ≥ 110 50 ≥ 130 25	50 ≥ 120 25	50 ≥ 70 25	25 ≥ 100 10	10

★ A1 / ★ A2 / ★ A4

Forzo Tecnologie Srl

DIN 963

Slotted countersunk flat head screws

Viti a metallo testa piana svasata taglio

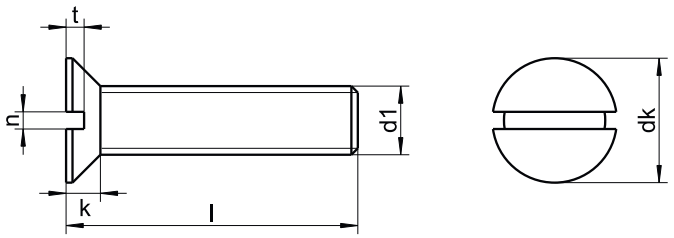

dk	3,0	3,8	4,7	5,6	6,5	7,5	9,2	11,0	14,5	18,0	22,0
k max.	0,96	1,20	1,50	1,65	1,93	2,20	2,50	3,00	4,00	5,00	6,00
n	0,4	0,5	0,6	0,8	0,8	1,0	1,2	1,6	2,0	2,5	3,0
t min	0,32	0,40	0,50	0,60	0,70	0,80	1,00	1,20	1,60	2,00	2,40
Length /Ø	**M1,6**	**M2**	**M2,5**	**M3**	**M3,5**	**M4**	**M5**	**M6**	**M8**	**M10**	**M12**
3	★★										
4	★★	★★	★★	★★							
5	★★	★★	★★	★★	★★	★★					
6	★★	★★	★★	★★	★★	★★	★★				
8	★★	★★	★★	★★	★★	★★	★★	★★			
10	★★	★★	★★	★★	★★	★★	★★	★★	★★		
12	★★	★★	★★	★★	★★	★★	★★	★★	★★		
14	★★	★★	★★	★★	★★	★★	★★	★★	★★		
16	★★	★★	★★	★★	★★	★★	★★	★★	★★	★★	
18		★★	★★	★★	★★	★★	★★	★★	★★	★★	
20		★★	★★	★★	★★	★★	★★	★★	★★	★★	★★
22		★★	★★	★★	★★	★★	★★	★★	★★	★★	★★
25		★★	★★	★★	★★	★★	★★	★★	★★	★★	★★
30		★★	★★	★★	★★	★★	★★	★★	★★	★★	★★
35				★★	★★	★★	★★	★★	★★	★★	★★
40				★★		★★	★★	★★	★★	★★	★★
45				★★		★★	★★	★★	★★	★★	★★
50				★★		★★	★★	★★	★★	★★	★★
55				★★		★★	★★	★★	★★	★★	★★
60				★★		★★	★★	★★	★★	★★	★★
65						★★	★★	★★	★★	★★	★★
70						★★	★★	★★	★★	★★	★★
75						★★	★★	★★	★★	★★	★★
80						★★	★★	★★	★★	★★	★★
90							★★	★★	★★	★★	★★
100							★★	★★	★★	★★	★★
110								★★	★★	★★	★★
120								★★	★★	★★	★★
BOX	1000	1000	1000	1000 ≥ 18 500	1000 ≥ 14 500	1000 ≥ 14 500 ≥ 70 200	500 ≥ 22 200	200 ≥ 35 100	100	100 ≥ 70 50	50

★ A1 / ★ A2 / ★ A4

Torro Technologie s.r.o.

DIN 964

Slotted raised countersunk head screws

Viti a metallo testa svasata con calotta taglio

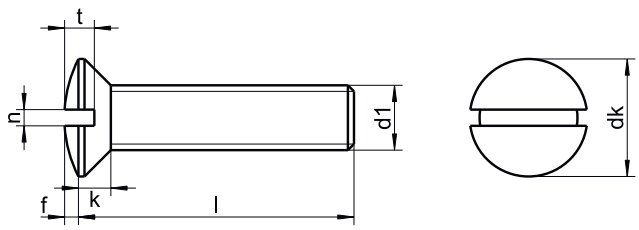

dk	3,8	4,7	5,6	7,5	9,2	11,0	14,5	18,0
f	0,50	0,60	0,75	1,00	1,25	1,50	2,00	2,50
k	1,20	1,50	1,65	2,20	2,50	3,00	4,00	5,00
n	0,5	0,6	0,8	1,0	1,2	1,6	2,0	2,5
t min	0,8	1,0	1,2	1,6	2,0	2,4	3,2	4,0
Length /Ø	**M2**	**M2,5**	**M3**	**M4**	**M5**	**M6**	**M8**	**M10**
4	★★							
5	★★	★★	★★	★★				
6	★★	★★	★★	★★	★★			
8	★★	★★	★★	★★	★★	★★		
10	★★	★★	★★	★★	★★	★★	★★	
12	★★	★★	★★	★★	★★	★★	★★	
14	★★	★★	★★	★★	★★	★★	★★	
16	★★	★★	★★	★★	★★	★★	★★	
18	★★	★★	★★	★★	★★	★★	★★	
20	★★	★★	★★	★★	★★	★★	★★	★★
22			★★	★★	★★	★★	★★	★★
25	★★	★★	★★	★★	★★	★★	★★	★★
30	★★	★★	★★	★★	★★	★★	★★	★★
35			★★	★★	★★	★★	★★	★★
40			★★	★★	★★	★★	★★	★★
45			★★	★★	★★	★★	★★	★★
50			★★	★★	★★	★★	★★	★★
55				★★	★★	★★	★★	★★
60				★★	★★	★★	★★	★★
65				★★	★★	★★	★★	★★
70				★★	★★	★★	★★	★★
75				★★	★★	★★	★★	★★
80				★★	★★	★★	★★	★★
90					★★	★★	★★	★★
95					★★	★★	★★	★★
100					★★	★★	★★	★★
BOX	1000	1000	500	500 ≥ 70 200	500 ≥ 25 200	P100	100	100

★ A1 / ★ A2 / ★ A4

Tonzo Tecnologie Srl

DIN 965 H

Countersunk flat head screws with cross recess H (Phillips)

Viti a metallo testa piana svasata croce

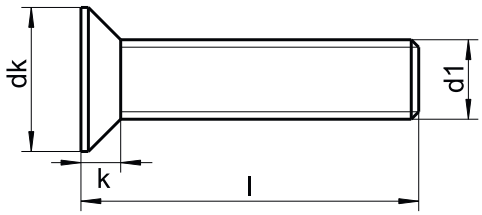

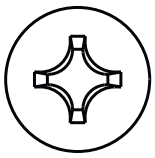

dk	3,0	3,8	4,7	5,6	7,5	9,2	11,0	14,5
k max.	0,96	1,20	1,50	1,65	2,20	2,50	3,00	4,00
Length /Ø	**M1,6**	**M2**	**M2,5**	**M3**	**M4**	**M5**	**M6**	**M8**
3	★★	★★						
4	★★	★★	★★	★★				
5	★★	★★	★★	★★	★★			
6	★★	★★	★★	★★	★★	★★		
8	★★	★★	★★	★★	★★	★★	★★	
10	★★	★★	★★	★★	★★	★★	★★	★★
12	★★	★★	★★	★★	★★	★★	★★	★★
14	★★	★★	★★	★★	★★	★★	★★	★★
16	★★	★★	★★	★★	★★	★★	★★	★★
18		★★	★★	★★	★★	★★	★★	★★
20		★★	★★	★★	★★	★★	★★	★★
22				★★	★★	★★	★★	★★
25				★★	★★	★★	★★	★★
30				★★	★★	★★	★★	★★
35				★★	★★	★★	★★	★★
40				★★	★★	★★	★★	★★
45				★★	★★	★★	★★	★★
50				★★	★★	★★	★★	★★
55				★★	★★	★★	★★	★★
60				★★	★★	★★	★★	★★
65					★★	★★	★★	★★
70					★★	★★	★★	★★
75					★★	★★	★★	★★
80					★★	★★	★★	★★
85					★★	★★	★★	★★
90					★★	★★	★★	★★
95					★★	★★	★★	★★
100					★★	★★	★★	★★
SU	1000	1000	1000	1000	1000 ≥ 25 500 ≥ 70 200	500 ≥ 25 200	200 ≥ 35 100	100

★ A1 / ★ A2 / ★ A4

Porto Technologies

DIN 965 TX

Countersunk head screws with TX

Viti metallo testa piana svasata esalobata

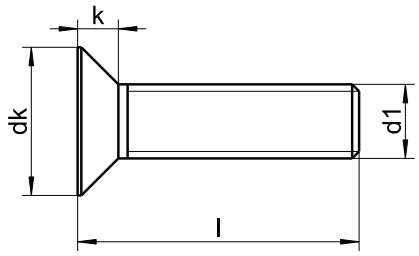



dk	3,8	4,7	5,6	7,5	9,2	11,0
k	1,20	1,50	1,65	2,20	2,50	3,00
tx	TX 6	TX 8	TX 10	TX 20	TX 25	TX 30
Length /Ø	**M2**	**M2,5**	**M3**	**M4**	**M5**	**M6**
4	★★	★★				
5	★★	★★	★★	★★		
6	★★	★★	★★	★★		
8	★★	★★	★★	★★	★★	
10	★★	★★	★★	★★	★★	★★
12	★★	★★	★★	★★	★★	★★
16	★★	★★	★★	★★	★★	★★
20	★★	★★	★★	★★	★★	★★
25		★★	★★	★★	★★	★★
30			★★	★★	★★	★★
35				★★	★★	★★
40				★★	★★	★★
50						★★
BOX	1000	1000	500	500	500	200

★ A1 / ★ A2 / ★ A4

Forze Tecnologie Srl

sim. DIN 965 UNC

Countersunk flat head screws with cross recess H (Phillips)

Viti metallo testa piana svasata croce

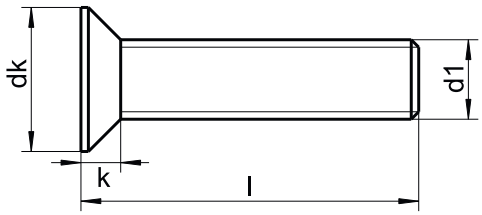

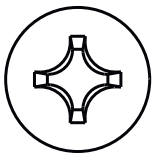

dk		3,70	4,36	5,05	5,71	6,40	7,08	8,34	9,87	11,12	12,87	16,12	19,35
k max.		1,08	1,29	1,49	1,70	1,90	2,10	2,54	2,94	3,35	3,88	4,85	5,84
UNC	-	1-64	2-56	3-48	4-40	5-40	6-32	8-32	10-24	12-24	1/4-20	5/16-18	3/8-14
UNF	0-80	1-72	2-64	3-56	4-48	5-44	6-40	8-36	10-32	12-28	1/4-28	5/16-24	3/8-24
1/8		★	★	★	★								
3/16		★	★	★	★								
1/4		★	★	★	★	★	★	★	★	★	★		
5/16		★	★	★	★	★	★	★	★	★	★		
3/8		★	★	★	★	★	★	★	★	★	★		
1/2		★	★	★	★	★	★	★	★	★	★	★	★
5/8		★	★	★	★	★	★	★	★	★	★	★	★
3/4		★	★	★	★	★	★	★	★	★	★	★	★
7/8		★	★	★	★	★	★	★	★	★	★	★	★
1		★	★	★	★	★	★	★	★	★	★	★	★
1 1/4					★	★	★	★	★	★	★	★	★
1 3/8					★	★	★	★	★	★	★	★	★
1 1/2					★	★	★	★	★	★	★	★	★
1 5/8									★	★	★	★	★
1 3/4									★	★	★	★	★
2									★	★	★	★	★
2 1/4											★	★	★
2 1/2											★	★	★
2 5/8											★	★	★
2 3/4											★	★	★
3												★	★

★ A1 / ★ A2 / ★ A4

Korzo Tecnologie Srl

DIN 966 H

Raised countersunk head screws with cross recess H (Phillips)

Viti metallo testa svasata con calotta croce

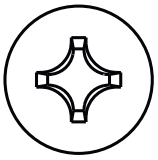

dk	3,8	4,7	5,6	7,5	9,2	11,0	14,5
f	0,50	0,60	0,75	1,00	1,25	1,50	2,00
k	1,20	1,50	1,65	2,20	2,50	3,00	4,00
Length /Ø	**M2,0**	**M2,5**	**M3**	**M4**	**M5**	**M6**	**M8**
4	★★	★★	★★	★★			
5	★★	★★	★★	★★			
6	★★	★★	★★	★★	★★		
8	★★	★★	★★	★★	★★	★★	
10	★★	★★	★★	★★	★★	★★	★★
12	★★	★★	★★	★★	★★	★★	★★
14		★★	★★	★★	★★	★★	★★
16	★★	★★	★★	★★	★★	★★	★★
18		★★	★★	★★	★★	★★	★★
20	★★	★★	★★	★★	★★	★★	★★
22			★★	★★	★★	★★	★★
25			★★	★★	★★	★★	★★
28			★★	★★	★★	★★	★★
30			★★	★★	★★	★★	★★
35			★★	★★	★★	★★	★★
40			★★	★★	★★	★★	★★
45			★★	★★	★★	★★	★★
50			★★	★★	★★	★★	★★
55				★★	★★	★★	★★
60				★★	★★	★★	★★
65				★★	★★	★★	★★
70				★★	★★	★★	★★
75					★★	★★	★★
80					★★	★★	★★
85					★★	★★	★★
90					★★	★★	★★
95					★★	★★	★★
100					★★	★★	★★
BOX	1000	1000 ≥ 25 500	1000 ≥ 25 500	500 ≥ 25 200	200 ≥ 35 100	100	100

★ A1 / ★ A2 / ★ A4

Torro Tecnologie srl

DIN 976

Threaded rods

Barre filettate

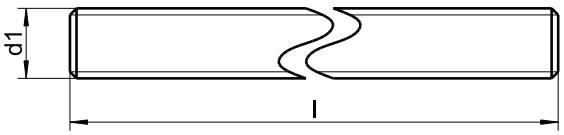

Length /Ø	M2	M3	M4	M5	M6	M8	M10	M12	M14	M16	M18	M20	M22	M24
1.000	★★	★★	★★	★★	★★	★★	★★	★★	★★	★★	★★	★★	★★	★★
2.000				★★	★★	★★	★★	★★	★★	★★	★★	★★	★★	★★
3.000				★★	★★	★★	★★	★★	★★	★★	★★	★★	★★	★★
BOX	20	100	100	100	100	50	25	20	10	10	10	5	5	5

Length /Ø	M27	M30	M33	M36	M39	M42	M45	M48	M52
1.000	★★	★★	★★	★★	★★	★★	★★	★★	★★
2.000	★★	★★	★★	★★					
3.000	★★	★★	★★	★★					
BOX	5	5	1	1	1	1	1	1	1

★ A1 / ★ A2 / ★ A4

DIN 976 left hand thread

Threaded rods

Barre filettate sinistra

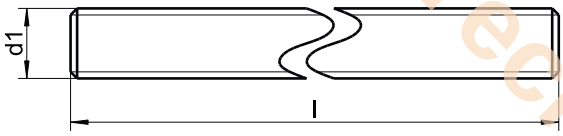

Length /Ø	M6	M8	M10	M12	M16	M20	M24
1.000	★	★	★	★	★	★	★
BOX	1	1	1	1	1	1	1

★ A1 / ★ A2 / ★ A4

sim. DIN 976 UNC

Threaded rods with UNC thread 1m

Barre filettate UNC

d	gears	MAT.	BOX
1/4"-20	UNC	★★	100
5/16"-18	UNC	★★	50
3/8"-16	UNC	★★	50
7/16"-14	UNC	★★	50
1/2"-13	UNC	★★	25
5/8"-11	UNC	★★	25
3/4"-10	UNC	★★	25
7/8"-9	UNC	★★	25
1"-8	UNC	★★	25

★ A1 / ★ A2 / ★ A4

UNF on request

UNF su richiesta

Korzo Tecnologie Srl

similar DIN 980

Prevailing torque type hexagon nuts all metal basis DIN 934

Dadi esagonali autobloccanti metallici base DIN 934

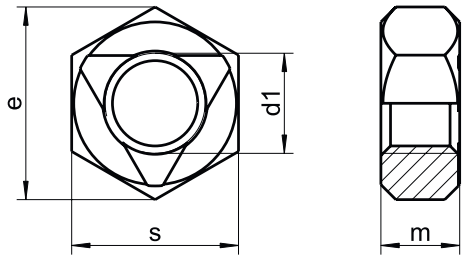

d1	m min. / m max.	s	e	MAT.	BOX
M3	2,15/2,40	5,5	6,01	★★	200
M4	2,90/3,20	7	7,66	★★	200
M5	3,70/4,00	8	8,79	★★	200
M6	4,70/5	10	11,05	★★	200
M8	6,14/6,50	13	14,38	★★	200
M10	7,64/8	17	18,90	★★	100
M12	9,64/10	19	21,10	★★	100
M14	10,30/11	22	24,49	★★	50
M16	12,30/13	24	26,75	★★	50
M18	14,30/15	27	29,56	★★	50
M20	14,90/16	30	32,95	★★	50
M22	16,90/18	32	35,03	★★	50
M24	17,70/19	36	39,55	★★	50

★ A1 / ★ A2 / ★ A4

Zorro Tecnologie Srl

DIN 982

Prevailing torque type hexagon nuts with non-metallic insert, high type

Dadi esagonali autobloccanti alti

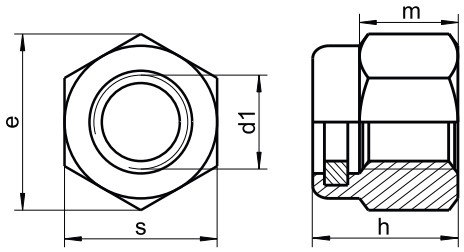

d	m	h	s	e	MAT.	BOX
M3	3,45	4,7	5,5	6,01	★★	200
M4	3,60	6,0	7	7,66	★★	200
M5	4,40	6,3	8	8,79	★★	200
M6	4,90	8,0	10	11,05	★★	200
M8	6,44	9,5	13	14,38	★★	200
M10	8,04	11,5	17	18,90	★★	100
M12	10,37	14,0	19	21,10	★★	50
M14	12,10	16,0	22	24,49	★★	50
M16	14,10	18,0	24	26,75	★★	50
M20	16,90	22,0	30	32,95	★★	25
M24	20,20	28,0	36	39,55	★★	10
M27	21,60	31,0	41	45,20	★★	10
M30	24,00	33,0	46	50,85	★★	10

★ A1 / ★ A2 / ★ A4

Logo Tecnologie Srl

DIN 985

Prevailing torque type hexagon nuts with non-metalic insert, thin type

Dadi esagonali autobloccanti bassi

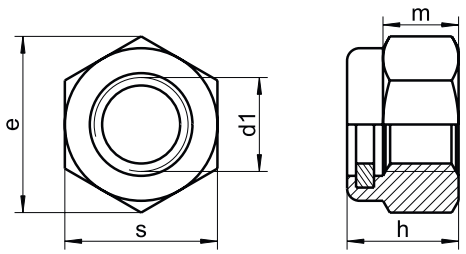

d1	m	h	s	e	MAT.	BOX
M2,5	2,3	3,5	5	5,50	★★	1000
M3	2,4	4,0	5,5	6,01	★★	1000
M4	2,9	5,0	7	7,66	★★	1000
M5	3,2	5,0	8	8,79	★★	1000
M6	4,0	6,0	10	11,05	★★	500
M8	5,5	8,0	13	14,38	★★	200
M10	6,5	10,0	17	18,90	★★	100
M12	8,0	12,0	19	21,10	★★	100
M14	9,5	14,0	22	24,49	★★	100
M16	10,5	16,0	24	26,75	★★	50
M18	13,0	18,5	27	29,56	★★	50
M20	14,0	20,0	30	32,95	★★	50
M22	15,0	22,0	32	35,05	★★	25
M24	15,0	24,0	36	39,55	★★	25
M27	17,0	27,0	41	45,02	★★	25
M30	19,0	30,0	46	50,85	★★	25
M33	22,0	33,0	50	55,37	★★	25
M36	25,0	36,0	55	60,79	★★	25

★ A1 / ★ A2 / ★ A4

Vorzo Technologie srl

DIN 986

Prevailing torque type hexagon domed cap nuts with non-metallic insert

Dadi esagonali autobloccanti ciechi

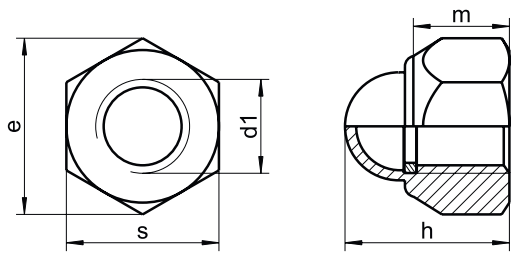

d	m	h	s	e	MAT.	BOX
M4	3,20	9,6	7	7,74	★	200
M5	4,00	10,5	8	8,87	★	200
M6	5,00	12,0	10	11,05	★	200
M8	6,40	14,0	13	14,38	★	100
M10	7,80	18,1	17	18,90	★	100
M12	9,60	22,5	19	21,10	★	100
M14	11,70	26,4	22	24,49	★	100
M16	12,50	27,5	24	26,75	★	50
M20	17,00	35,0	30	33,53	★	50

★ A1 / ★ A2 / ★ A4

Zorzo Tecnologie Srl

ART. 999

Shear nuts

Dadi antifurto

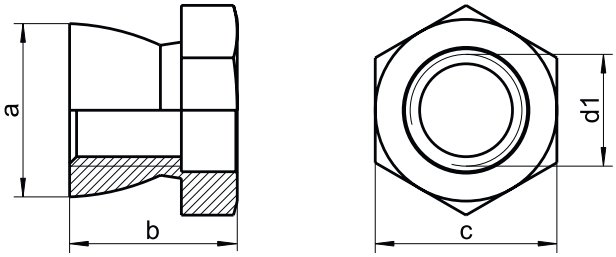

d1	a	b	c	MAT.	BOX
M5	9,80	9,20	8	★	500
M6	9,80	9,50	10	★	500
M8	16,80	12,00	13	★	200
M8	16,80	12,00	17	★	200
M10	18,80	15,00	17	★	100
M10	18,80	15,00	19	★	100
M12	18,80	16,00	19	★	100
M12	18,80	16,00	22	★	100
M16	23,80	22,00	24	★	50

★ A1 / ★ A2 / ★ A4

Zorro Tecnologie Srl

DIN 1052

Washers for wood constructions

Rondelle per costruzioni in legno

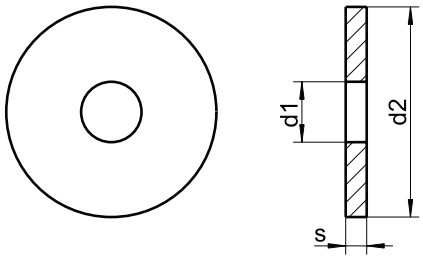

d1	for	d2	s	MAT.	BOX
14	M12	58	6	★★	50
18	M16	68	6	★★	50
23	M20	80	8	★★	25
25	M22	92	8	★★	25
27	M24	105	8	★★	10

★ A1 / ★ A2 / ★ A4

Zorzo Tecnologie Srl

DIN 1481 sim. ISO 8752

Spring-type straight pins slotted

Spine elastiche tipo pesante

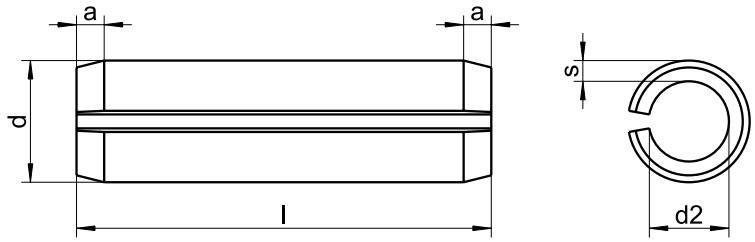

a min.	0,15	0,25	0,35	0,40	0,50	0,60	0,65	0,80	0,90	1,20	2,00	2,00	2,00	2,00
d min.	1,2	1,7	2,3	2,8	3,3	3,8	4,4	4,9	5,4	6,4	8,5	10,5	12,5	16,50
d2	0,8	1,1	1,5	1,8	2,1	2,3	2,8	2,9	3,4	3,9	5,5	6,5	7,5	10,50
s	0,20	0,30	0,40	0,50	0,60	0,75	0,80	1,00	1,00	1,25	1,50	2,00	2,50	3,00
Length /Ø	**1**	**1,5**	**2**	**2,5**	**3**	**3,5**	**4**	**4,5**	**5**	**6**	**8**	**10**	**12**	**16**
4	1.4310	1.4310	1.4310	1.4310	1.4310	1.4310	1.4310							
5	1.4310	1.4310	1.4310	1.4310	1.4310	1.4310	1.4310							
6	1.4310	1.4310	1.4310	1.4310	1.4310	1.4310	1.4310	1.4310	1.4310					
8	1.4310	1.4310	1.4310	1.4310	1.4310	1.4310	1.4310	1.4310	1.4310					
10	1.4310	1.4310	1.4310	1.4310	1.4310	1.4310	1.4310	1.4310	1.4310	1.4310	1.4310	1.4310	1.4310	
12	1.4310	1.4310	1.4310	1.4310	1.4310	1.4310	1.4310	1.4310	1.4310	1.4310	1.4310	1.4310	1.4310	
14	1.4310	1.4310	1.4310	1.4310	1.4310	1.4310	1.4310	1.4310	1.4310	1.4310	1.4310	1.4310	1.4310	
16	1.4310	1.4310	1.4310	1.4310	1.4310	1.4310	1.4310	1.4310	1.4310	1.4310	1.4310	1.4310	1.4310	
18	1.4310	1.4310	1.4310	1.4310	1.4310	1.4310	1.4310	1.4310	1.4310	1.4310	1.4310	1.4310	1.4310	
20	1.4310	1.4310	1.4310	1.4310	1.4310	1.4310	1.4310	1.4310	1.4310	1.4310	1.4310	1.4310	1.4310	
22			1.4310	1.4310	1.4310	1.4310	1.4310	1.4310	1.4310	1.4310	1.4310	1.4310	1.4310	
24			1.4310	1.4310	1.4310	1.4310	1.4310	1.4310	1.4310	1.4310	1.4310	1.4310	1.4310	
26			1.4310	1.4310	1.4310	1.4310	1.4310	1.4310	1.4310	1.4310	1.4310	1.4310	1.4310	
28			1.4310	1.4310	1.4310	1.4310	1.4310	1.4310	1.4310	1.4310	1.4310	1.4310	1.4310	
30			1.4310	1.4310	1.4310	1.4310	1.4310	1.4310	1.4310	1.4310	1.4310	1.4310	1.4310	
32					1.4310	1.4310	1.4310	1.4310	1.4310	1.4310	1.4310	1.4310	1.4310	
36					1.4310	1.4310	1.4310	1.4310	1.4310	1.4310	1.4310	1.4310	1.4310	1.4310
40					1.4310	1.4310	1.4310	1.4310	1.4310	1.4310	1.4310	1.4310	1.4310	1.4310
45							1.4310	1.4310	1.4310	1.4310	1.4310	1.4310	1.4310	
50							1.4310	1.4310	1.4310	1.4310	1.4310	1.4310	1.4310	1.4310
55									1.4310	1.4310	1.4310	1.4310	1.4310	
60									1.4310	1.4310	1.4310	1.4310	1.4310	
65									1.4310	1.4310	1.4310	1.4310	1.4310	
70									1.4310	1.4310	1.4310	1.4310	1.4310	1.4310
75										1.4310	1.4310	1.4310	1.4310	
80										1.4310	1.4310	1.4310	1.4310	
90										1.4310	1.4310	1.4310	1.4310	
100										1.4310	1.4310	1.4310	1.4310	
BOX	1000	1000	1000	1000	1000	1000	500	500	500 ≥ 50 250	500 ≥ 40 250	500 ≥ 26 250 ≥ 90 100	500 ≥ 26 250 ≥ 90 100	25	25

A1 / A2 / A4

Fixo Technologie s.r.l.

DIN 1587

Hexagon domed cap nuts high type

Dadi esagonali ciechi a calotta

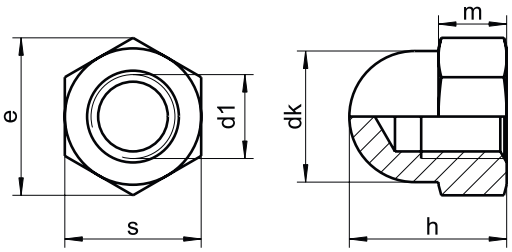

d1	m	h	s	e	dk	MAT.	BOX
M3	2,4	7	5,5	6,01	5,5	★★	1000
M4	3,2	8	7,0	7,66	6,5	★★	1000
M5	4,0	10	8,0	8,79	7,5	★★	1000
M6	5,0	12	10,0	11,05	9,5	★★	500
M8	6,5	15	13,0	14,38	12,5	★★	200
M10	8,0	18	17,0	18,90	16,0	★★	100
M12	10,0	22	19,0	21,10	18,0	★★	100
M14	11,0	25	22,0	24,49	21,0	★★	50
M16	13,0	28	24,0	26,75	23,0	★★	50
M18	15,0	32	27,0	30,14	26,0	★★	25
M20	16,0	34	30,0	33,53	28,0	★★	25
M22	18,0	39	34,0	37,72	33,0	★★	10
M24	19,0	42	36,0	39,98	34,0	★★	10
M27	20,0	47	41,0	47,30	40,0	★★	10
M30	24,0	52	46,0	52,00	42,0	★★	10

★ A1 / ★ A2 / ★ A4

Zerzo Tecnologie Srl

DIN 3017 type A

Hose clamps - W4 range 9 mm, with worm gear drive, type A, stainless W4

Fascette stringitubo

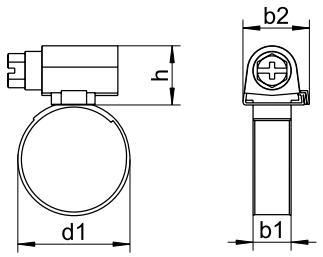

cl. range (d1)	b1	b2 max.	h max.	MAT.	BOX
10 - 16	9	14	14	★	100
12 - 22	9	14	14	★	100
16 - 27	9	14	14	★	100
20 - 32	9	14	14	★	100
25 - 40	9	14	14	★	100
30 - 45	9	14	14	★	100
35 - 50	9	14	14	★	100
40 - 60	9	14	14	★	100
50 - 70	9	14	14	★	100

★ A1 / ★ A2 / ★ A4

Zorzo Tecnologie Srl

DIN 3017 type A

Hose clamps - W4 range 12 mm, with worm gear drive, type A, stainless W4

Fascette stringitubo

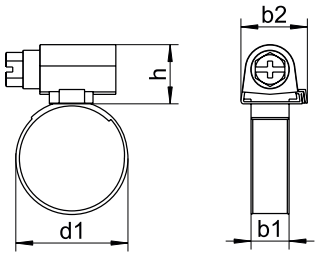

cl. range (d1)	b1	b2 max.	h max.	MAT.	BOX
12 - 22	12	20	16	★	100
16 - 27	12	20	16	★	100
20 - 32	12	20	16	★	100
25 - 40	12	20	16	★	100
30 - 45	12	20	16	★	100
35 - 50	12	20	16	★	100
40 - 60	12	20	16	★	100
50 - 70	12	20	16	★	75
60 - 80	12	20	16	★	60
70 - 90	12	20	16	★	60
80 - 100	12	20	16	★	50
90 - 110	12	20	16	★	30
100 - 120	12	20	16	★	30
110 - 130	12	20	16	★	25
120 - 140	12	20	16	★	20
130 - 150	12	20	16	★	20
140 - 160	12	20	16	★	20

★ A1 / ★ A2 / ★ A4

Zorzo Tecnologie Srl

UNI 5587

Hexagon heavy nuts

Dadi esagonali alti

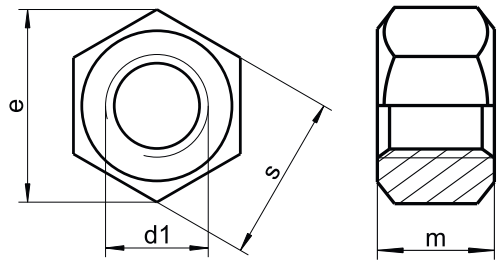

d1	m min/max.	s	e	MAT.	BOX
M2	1,75/2,00	4	4,38	★★	1000
M2,5	1,75/2,00	5	5,45	★★	1000
M3	2,75/3,00	5,5	6,01	★★	1000
M4	3,70/4,00	7	7,66	★★	1000
M5	4,70/5,00	8	8,79	★★	1000
M6	5,70/6,00	10	11,05	★★	500
M7	6,64/7,00	11	12,12	★★	500
M8	7,64/8,00	13	14,38	★★	200
M10	9,64/10,00	17	18,90	★★	100
M12	11,57/12,00	19	21,10	★★	100
M14	13,57/14,00	22	24,49	★★	100
M16	15,57/16,00	24	26,75	★★	50
M18	17,57/18,00	27	29,56	★★	50
M20	19,48/20,00	30	32,95	★★	50
M22	21,48/22,00	32	35,03	★★	25
M24	23,48/24,00	36	39,55	★★	25
M27	26,48/27,00	41	45,20	★★	25
M30	29,48/30,00	46	50,85	★★	25
M33	32,38/33,00	50	55,37	★★	10
M36	35,38/36,00	55	60,79	★★	10
M39	38,38/39,00	60	66,44	★★	10
M42	41,38/42,00	65	72,09	★★	10
M45	44,38/45,00	70	76,95	★★	5

★ A1 / ★ A2 / ★ A4

Vorm Tecnologie srl

sim. UNI 5587 UNC/UNF

Hexagon heavy nuts with UNC/UNF thread

Dadi esagonali alti UNC/UNF

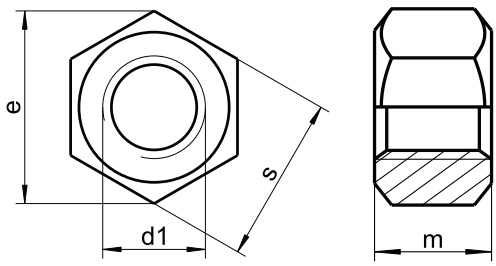

d1	m min.	m. max	s	UNC pitch	UNF pitch	UN	MAT.	BOX
1/4	5,53	6,35	13	20 UNC	28 UNF	-	★★	500
5/16	7,11	7,97	14	18 UNC	24 UNF	-	★★	200
3/8	8,66	8,57	17	16 UNC	24 UNF	-	★★	100
7/16	10,23	11,20	19	14 UNC	20 UNF	-	★★	100
1/2	11,87	12,80	22	13 UNC	20 UNF	-	★★	100
9/16	13,36	14,42	24	12 UNC	18 UNF	-	★★	100
5/8	14,90	16,02	27	11 UNC	18 UNF	-	★★	50
3/4	18,03	19,25	32	10 UNC	16 UNF	-	★★	50
7/8	21,15	22,47	36	9 UNC	14 UNF	-	★★	25
1"	24,28	25,70	41	8 UNC	14 UNF	-	★★	25
1 1/8	27,40	28,93	46	7 UNC	12 UNF	8	★★	25
1 1/4	30,14	31,77	50	7 UNC	12 UNF	8	★★	25
1 3/8	33,27	35,00	55	6 UNC	12 UNF	8	★★	25
1 1/2	36,39	38,22	60	6 UNC	12 UNF	8	★★	25
1 5/8	39,52	41,45	65	-	-	8	★★	25
1 3/4	42,64	44,67	70	5 UNC	-	8	★★	25
1 7/8	45,77	47,90	75	-	-	8	★★	25
2"	48,89	51,13	80	4,5 UNC	-	8	★★	25

★ A1 / ★ A2 / ★ A4

Torno Tecnologie Srl

DIN 6319 C

Spherical washers type C

Rondelle sferiche tipo C

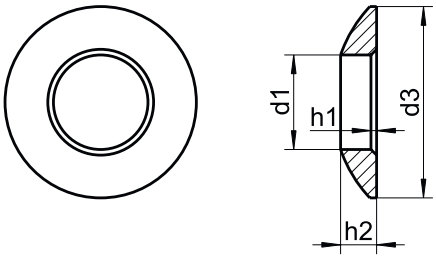

d1	d3	h1	h2	MAT.	BOX
6,4	12	0,3	2,3	★★	25
8,4	17	0,5	3,2	★★	25
10,5	21	0,5	4,0	★★	25
13,0	24	0,5	4,6	★★	25
17,0	30	0,5	5,3	★★	25
21,0	36	0,5	6,3	★★	25
25,0	44	0,8	8,2	★★	25

★ A1 / ★ A2 / ★ A4

Zorzo Tecnologie Srl

DIN 6319 D

Conical seats type D

Rondelle coniche tipo D

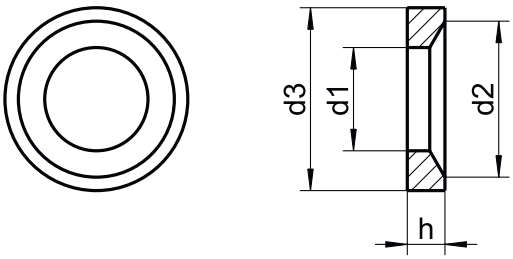

d1	d2	d3	h	MAT.	BOX
7,1	11,0	12	2,8	★★	25
9,6	14,5	17	3,5	★★	25
12,0	18,5	21	4,2	★★	25
14,2	20,0	24	5,0	★★	25
19,0	26,0	30	6,2	★★	25
23,2	31,0	36	7,5	★★	25
28,0	37,0	44	9,5	★★	25

★ A1 / ★ A2 / ★ A4

Zorzo Tecnologie Srl

DIN 6334

Hexagon nuts m = 3xd

Manicotti esagonali

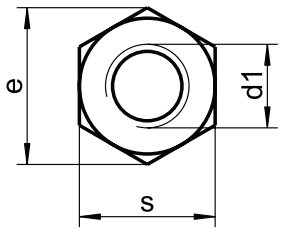

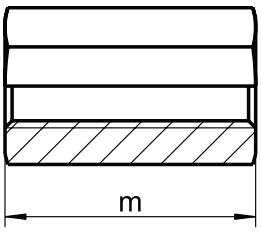

d1	m	s	e	MAT.	BOX
M5	15	8	9,0	★★	100
M6	18	10	11,1	★★	100
M8	24	13	15,0	★★	100
M10	30	17	19,6	★★	100
M12	36	19	21,9	★★	50
M14	42	22	24,5	★★	50
M16	48	24	27,7	★★	10
M20	60	30	34,6	★★	10
M24	72	36	41,6	★★	10
M30	90	46	53,1	★★	10

★ A1 / ★ A2 / ★ A4

sim. DIN 6334

Hexagon coupler nuts similar DIN 6334

Manicotti esagonali

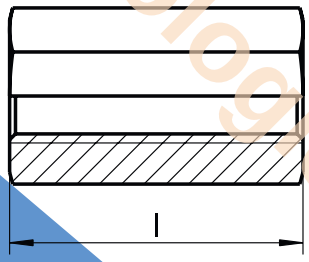

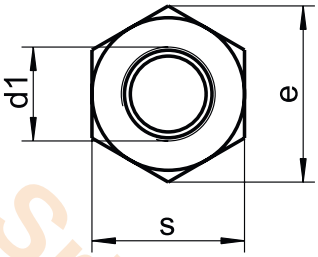

s e	10 11,1	13 15,0	17 19,6	19 21,9	24 27,7	30 34,6	36 41,6	46 53,1
Length /Ø	**M6**	**M8**	**M10**	**M12**	**M16**	**M20**	**M24**	**M30**
20	★★	★★	★★					
25	★★	★★	★★					
30	★★	★★	★★	★★				
35	★★	★★	★★	★★				
40	★★	★★	★★	★★	★★			
50		★★	★★		★★	★★	★★	
60			★★					★★

★ A1 / ★ A2 / ★ A4

Zorzo Tecnologie Srl

DIN 6796

Conical spring washers

Rondelle elastiche coniche

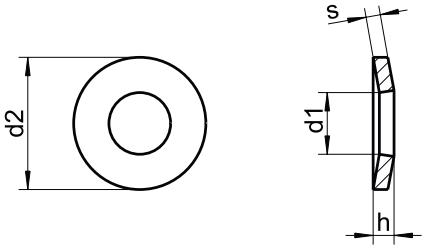

d1	for	d2	h min.	h max.	s	MAT.	BOX
2,7	M2,5	6	0,61	0,72	0,5	★★	200
3,2	M3	7	0,72	0,85	0,6	★★	200
4,3	M4	9	1,12	1,30	1,0	★★	200
5,3	M5	11	1,35	1,55	1,2	★★	200
6,4	M6	14	1,70	2,00	1,5	★★	200
8,4	M8	18	2,24	2,60	2,0	★★	200
10,5	M10	23	2,80	3,20	2,5	★★	200
13,0	M12	29	3,43	3,95	3,0	★★	100
15,0	M14	35	4,04	4,65	3,5	★★	100
17,0	M16	39	4,58	5,25	4,0	★★	100
19,0	M18	42	5,08	5,80	4,5	★★	100
21,0	M20	45	5,60	6,40	5,0	★★	100
23,0	M22	49	6,15	7,05	5,5	★★	50
25,0	M24	56	6,77	7,75	6,0	★★	50

★ A1 / ★ A2 / ★ A4

Zorzo Tecnologie Srl

DIN 6797 AZ

Toothed lock washers type A

Rondelle elastiche dentellate esterne

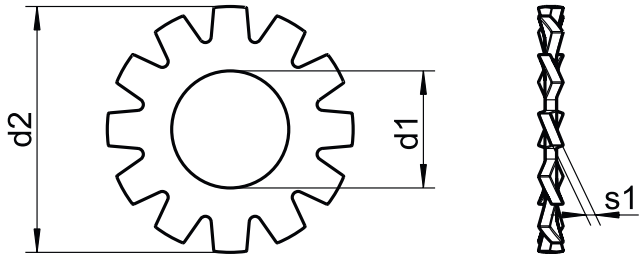

d1	for	d2	s1	MAT.	BOX
2,2	M2	4,5	0,3	★	1000
2,7	M2,5	5,5	0,4	★	1000
3,2	M3	6,0	0,4	★	1000
3,7	M3,5	7,0	0,5	★	1000
4,3	M4	8,0	0,5	★	1000
5,3	M5	10,0	0,6	★	1000
6,4	M6	11,0	0,7	★	1000
8,4	M8	15,0	0,8	★	500
10,5	M10	18,0	0,9	★	500
13,0	M12	20,5	1,0	★	500
15,0	M14	24,0	1,0	★	200
17,0	M16	26,0	1,2	★	200
19,0	M18	30,0	1,4	★	200
21,0	M20	33,0	1,4	★	100

★ A1 / ★ A2 / ★ A4

Zarzo Tecnologie Srl

DIN 6797 J

Toothed lock washers type J

Rondelle elastiche dentellate interne

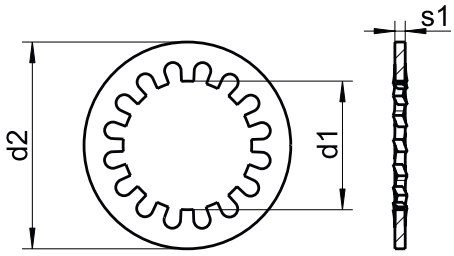

d1	for	d2	s1	MAT.	BOX
2,2	M2	4,5	0,3	★	1000
2,7	M2,5	5,5	0,4	★	1000
3,2	M3	6,0	0,4	★	1000
3,7	M3,5	7,0	0,5	★	1000
4,3	M4	8,0	0,5	★	1000
5,3	M5	10,0	0,6	★	1000
6,4	M6	11,0	0,7	★	1000
8,4	M8	15,0	0,8	★	500
10,5	M10	18,0	0,9	★	500
13,0	M12	20,5	1,0	★	500
15,0	M14	24,0	1,0	★	200
17,0	M16	26,0	1,2	★	200
19,0	M18	30,0	1,4	★	200
21,0	M20	33,0	1,4	★	100
23,0	M22	36,0	1,5	★	100

★ A1 / ★ A2 / ★ A4

Zerzo Tecnologie Srl

DIN 6798 A

Serrated lock washers type A

Rondelle dentellate esterne

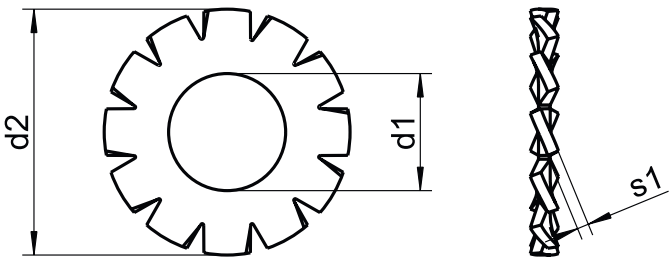

d1	for	d2	s1	MAT.	BOX
2,2	M2	4,5	0,3	★★	1000
2,7	M2,5	5,5	0,4	★★	1000
3,2	M3	6,0	0,4	★★	1000
3,7	M3,5	7,0	0,5	★★	1000
4,3	M4	8,0	0,5	★★	1000
5,1	M5	9,0	0,5	★★	1000
5,3	M5	10,0	0,6	★★	1000
6,4	M6	11,0	0,7	★★	1000
7,4	M7	12,5	0,8	★★	1000
8,2	M8	14,0	0,8	★★	1000
8,4	M8	15,0	0,8	★★	1000
10,5	M10	18,0	0,9	★★	1000
13,0	M12	20,5	1,0	★★	500
15,0	M14	24,0	1,0	★★	200
17,0	M16	26,0	1,2	★★	200
19,0	M18	30,0	1,4	★★	200
21,0	M20	33,0	1,4	★★	100
23,0	M22	36,0	1,5	★★	100
25,0	M24	38,0	1,5	★★	100
28,0	M27	44,0	1,6	★★	50
31,0	M30	48,0	1,6	★★	50

★ A1 / ★ A2 / ★ A4

Terzo Tecnologie srl

DIN 6798 J

Serrated lock washers type J

Rondelle dentellate interne

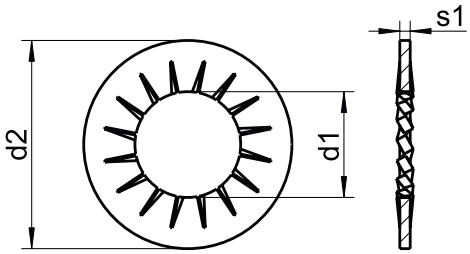

d1	for	d2	s1	MAT.	BOX
2,2	M2	4,5	0,3	★★	1000
2,7	M2,5	5,5	0,4	★★	1000
3,2	M3	6,0	0,4	★★	1000
3,7	M3,5	7,0	0,5	★★	1000
4,3	M4	8,0	0,5	★★	1000
5,3	M5	10,0	0,6	★★	1000
6,4	M6	11,0	0,7	★★	1000
7,4	M7	12,5	0,8	★★	1000
8,4	M8	15,0	0,8	★★	1000
10,5	M10	18,0	0,9	★★	1000
13,0	M12	20,5	1,0	★★	500
15,0	M14	24,0	1,0	★★	200
17,0	M16	26,0	1,2	★★	200
19,0	M18	30,0	1,4	★★	200
21,0	M20	33,0	1,4	★★	100
23,0	M22	36,0	1,5	★★	100
25,0	M24	38,0	1,5	★★	100
28,0	M27	44,0	1,6	★★	50
31,0	M30	48,0	1,6	★★	50

★ A1 / ★ A2 / ★ A4

Zerzo Tecnologie Srl

DIN 6798 AZV

Serrated lock washers type V, for countersunk head screws

Rondelle dentellate coniche

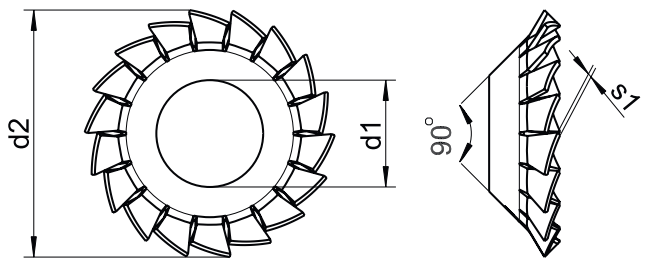

d1	for	d2	s1	MAT.	BOX
3,2	M3	6,0	0,20	★	1000
3,7	M3,5	7,0	0,25	★	1000
4,3	M4	8,0	0,25	★	1000
5,3	M5	9,80	0,30	★	1000
6,4	M6	11,80	0,40	★	1000
8,4	M8	15,30	0,40	★	500
10,5	M10	19,00	0,50	★	500
13,0	M12	23,00	0,50	★	500
17,0	M16	30,2	0,60	★	500

★ A1 / ★ A2 / ★ A4

Zarzo Tecnologie Srl

DIN 6799

Retaining washers for shafts

Anelli radiali

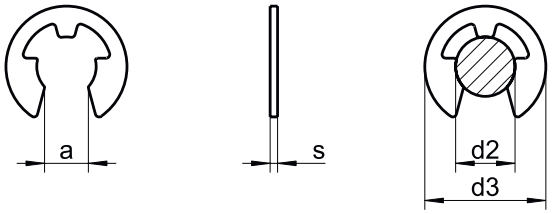

d2	for Ø	d3	s	a
1,2	1,4 - 2,0	3,25	0,30	1,01
1,5	2,0 - 2,5	4,25	0,40	1,28
1,9	2,5 - 3,0	4,80	0,50	1,61
2,3	3,0 - 4,0	6,30	0,60	1,94
3,2	4,0 - 5,0	7,30	0,60	2,70
4,0	5,0 - 7,0	9,30	0,70	3,34
5,0	6,0 - 8,0	11,30	0,70	4,11
6,0	7,0 - 9,0	12,30	0,70	5,26
7,0	8,0 - 11,0	14,30	0,90	5,84
8,0	9,0 - 12,0	16,30	1,00	6,52
9,0	10,0 - 14,0	18,80	1,10	7,63
10,0	11,0 - 15,0	20,40	1,20	8,32
12,0	13,0 - 18,0	23,40	1,30	10,45
15,0	16,0 - 24,0	29,40	1,50	12,61
19,0	20,0 - 31,0	37,60	1,75	15,92

MAT.	BOX
AISI420 ★	500
AISI420 ★	500
AISI420 ★	500
AISI420 ★	500
AISI420 ★	500
AISI420 ★	500
AISI420 ★	500
AISI420 ★	500
AISI420 ★	500
AISI420 ★	500
AISI420 ★	500
AISI420 ★	100
AISI420 ★	100
AISI420 ★	50
AISI420 ★	50

★ A1 / ★ A2 / ★ A4

Marzo Tecnologie Srl

DIN 6885 - 1.4571

Parallel keys type A

Chiavette ad incastro

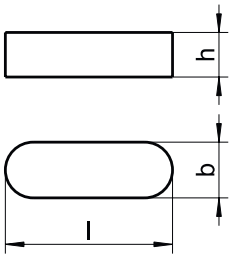

h	4	5	6	7	8	8	9
Length / b	**4**	**5**	**6**	**8**	**10**	**12**	**14**
8	★						
10	★	★	★				
12	★	★	★				
14	★	★	★				
16	★	★	★				
18	★	★	★				
20	★	★	★	★			
22		★	★	★			
25		★	★	★			
28		★	★	★			
30		★	★	★	★	★	★
32		★	★	★	★	★	★
35		★	★	★	★	★	★
36		★	★	★	★	★	★
40		★	★	★	★	★	★
45			★	★	★	★	★
50			★	★	★	★	★
56			★	★	★	★	★
60			★	★	★	★	★
70				★	★	★	★
75				★	★	★	★
80				★	★	★	★
90				★	★	★	★
100				★	★	★	★
110							★
BOX	100	100	100	100	100	50	50

★ A1 / ★ A2 / ★ A4 - W. nr. 1.4571

Zorzo Tecnologie srl

DIN 6921

Hexagon bolts with flange and flange serrated

Viti testa esagonale con flangia e flangia zigrinata

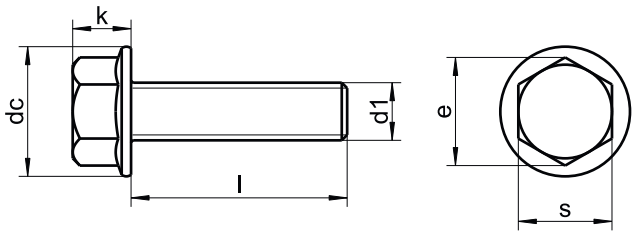

k max.	5,4	6,6	8,1	9,2
s	8	10	13	15
dc	11,8	14,2	18,0	22,3
e	8,71	10,95	14,26	16,50
Length /Ø	**M5**	**M6**	**M8**	**M10**
10	★	★		
12	★	★		
16	★	★	★	★
20	★	★	★	★
25	★	★	★	★
30	★	★	★	★
35	★	★	★	★
40	★	★	★	★
45		★	★	★
50		★	★	★
60		★	★	★
70				
BOX	200	200	200 ≥ 45 100	100

★ A1 / ★ A2 / ★ A4

Lorzo Tecnologie Srl

DIN 6923

Hexagon nuts with flange serrated

Dadi esagonali con flangia zigrinata

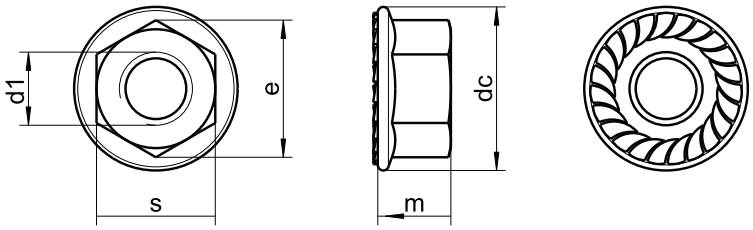

d1	dc	m	s	e	MAT.	BOX
M3	8,0	3,70	5,5	6,01	★★	200
M4	10,0	4,65	7	7,66	★★	200
M5	11,8	5	8	8,79	★★	200
M6	14,2	6	11,05	10	★★	200
M8	17,9	8	13	14,38	★★	200
M10	21,8	10	15	17,77	★★	100
M12	26,0	12	18	20,03	★★	100

★ A1 / ★ A2 / ★ A4

Not serrated on request / flangia liscia su richiesta

DIN 6926

Prevailing torque type hexagon nuts with flange

Dadi esagonali autobloccanti con flangia

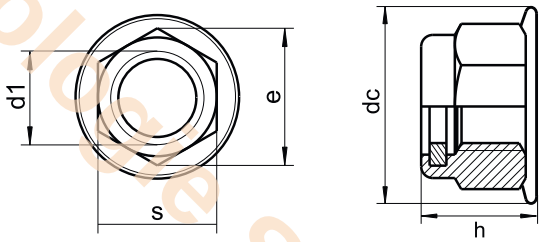

d1	dc	m	s	e	MAT.	BOX
M4					★	200
M5	11,80	7,10	8	8,79	★	200
M6	14,20	9,10	10	11,05	★	200
M8	17,90	11,10	13	14,38	★	200
M10	21,80	13,50	15	17,77	★	100

★ A1 / ★ A2 / ★ A4

Serrated on request / flangia zigrinata su richiesta

Zorzo Tecnologie Srl

DIN 6928

Tapping screws hexagon head with flange, type C (with cone point)

Viti autofilettanti testa esagonale flangiata

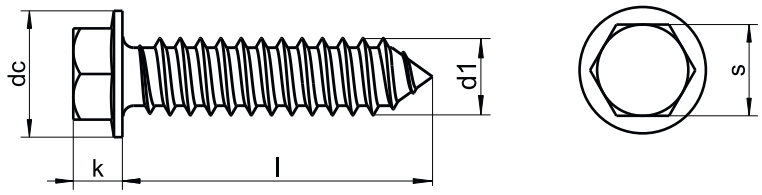

k	4,10	4,30	5,40	5,90
s	7,00	8,00	8,00	10,00
dc	8,80	10,50	11,00	13,50
Length /Ø	**ST 4,2**	**ST 4,8**	**ST 5,5**	**ST 6,3**
13	★	★	★	★
16	★	★	★	★
19	★	★	★	★
22	★	★	★	★
25	★	★	★	★
32	★	★	★	★
38	★	★	★	★
45		★	★	★
50		★	★	★
60				★
70				★
80				★
90				★
100				★
120				★
130				★
140				★
150				★
BOX	1000	1000 ≥ 32 500	1000 ≥ 32 500	1000 ≥ 32 500

★ A2

Zonzo Tecnologie srl

DIN 7337 type A - Page 1

Blind rivets **sim. ISO 15983**

Rivetti a strappo

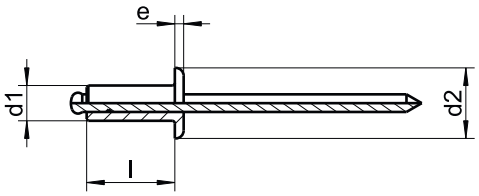

d1	d2	clamp. range	l	e	MAT.	BOX
3,0	6,3	1,0 - 3,0	6	1,3	★	500
3,0	6,3	3,0 - 5,0	8	1,3	★	500
3,0	6,3	5,0 - 7,0	10	1,3	★	500
3,0	6,3	7,0 - 9,0	12	1,3	★	500
3,0	6,3	8,0 - 12,0	16	1,3	★	500
3,2	6,7	1,0 - 3,0	6	1,3	★	500
3,2	6,7	3,0 - 5,0	8	1,3	★	500
3,2	6,7	5,0 - 7,0	10	1,3	★	500
3,2	6,7	7,0 - 9,0	12	1,3	★	500
3,2	6,7	9,0 - 12,0	14	1,3	★	500
3,2	6,7	9,0 - 12,0	16	1,3	★	500
3,2	6,7	12,0 - 14,0	18	1,3	★	500
4,0	8,4	1,0 - 2,5	6	1,7	★	500
4,0	8,4	2,5 - 4,5	8	1,7	★	500
4,0	8,4	4,5 - 6,5	10	1,7	★	500
4,0	8,4	6,5 - 8,5	12	1,7	★	500
4,0	8,4	8,0 - 10,0	14	1,7	★	500
4,0	8,4	8,5 - 12,0	16	1,7	★	500
4,0	8,4	10,0 - 14,0	18	1,7	★	500
4,0	8,4	12,0 - 16,0	20	1,7	★	500
4,0	8,4	12,0 - 16,0	25	1,7	★	500
4,8	10,1	1,0 - 2,0	6	2,0	★	500
4,8	10,1	2,0 - 4,0	8	2,0	★	500
4,8	10,1	4,0 - 6,0	10	2,0	★	500
4,8	10,1	6,0 - 8,0	12	2,0	★	500
4,8	10,1	8,0 - 10,0	14	2,0	★	500
4,8	10,1	8,0 - 11,0	16	2,0	★	500
4,8	10,1	10,0 - 13,0	18	2,0	★	500
4,8	10,1	11,0 - 15,0	20	2,0	★	500
4,8	10,1	14,0 - 17,0	22	2,0	★	500
4,8	10,1	15,0 - 19,0	24	2,0	★	500
4,8	10,1	15,0 - 20,0	26	2,0	★	500
4,8	10,1	21,0 - 25,0	30	2,0	★	500

★ A1 / ★ A2 / ★ A4

Forzo Tecnologie srl

DIN 7337 type A - Page 2

sim. ISO 15983

Blind rivets

Rivetti a strappo

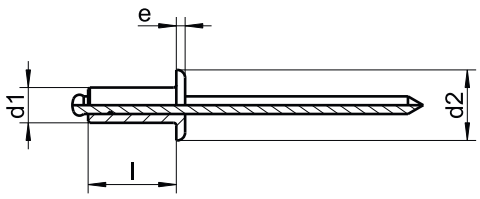

d1	d2	clamp. range	l	e	MAT.	BOX
5,0	10,5	2,5 - 4,0	8	2,1	★	500
5,0	10,5	4,0 - 6,0	10	2,1	★	500
5,0	10,5	6,0 - 8,0	12	2,1	★	500
5,0	10,5	7,0 - 9,0	14	2,1	★	500
5,0	10,5	8,0 - 11,0	16	2,1	★	500
5,0	10,5	10,0 - 13,0	18	2,1	★	500
5,0	10,5	11,0 - 15,0	20	2,1	★	500
5,0	10,5	13,0 - 17,0	22	2,1	★	500
5,0	10,5	14,0 - 19,0	24	2,1	★	500
5,0	10,5	15,0 - 20,0	25	2,1	★	500
5,0	10,5	16,0 - 21,0	26	2,1	★	500
5,0	10,5	20,0 - 25,0	30	2,1	★	500
5,0	10,5	25,0 - 30,0	35	2,1	★	500
5,0	10,5	30,0 - 34,0	40	2,1	★	500
6,4	13,0	2,0 - 4,0	10	2,6	★	500
6,4	13,0	4,0 - 6,0	12	2,6	★	500
6,4	13,0	6,0 - 8,0	14	2,6	★	500
6,4	13,0	7,0 - 10,0	16	2,6	★	500
6,4	13,0	9,0 - 13,0	18	2,6	★	500
6,4	13,0	13,0 - 16,0	20	2,6	★	500
6,4	13,0	14,0 - 17,0	22	2,6	★	500
6,4	13,0	15,0 - 19,0	25	2,6	★	500
6,4	13,0	19,0 - 23,0	30	2,6	★	500
6,4	13,0	23,0 - 28,0	35	2,6	★	500
6,4	13,0	28,0 - 33,0	40	2,6	★	500

★ A1 / ★ A2 / ★ A4

Korze Technologie srl

DIN 7349

Washers for bolts with heavy type spring pins

Rondelle piane per spine elastiche

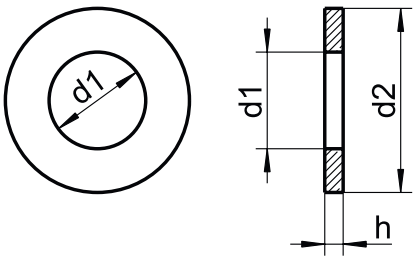

d1	for	for spring pins DIN 1481	d2	h	MAT.	BOX
3,2	M3	6	9	1,0	★★	500
4,3	M4	8	12	1,6	★★	500
5,3	M5	10	15	2,0	★★	500
6,4	M6	12	17	3,0	★★	500
8,4	M8	16	21	4,0	★★	500
10,5	M10	18	25	4,0	★★	200
13,0	M12	21	30	6,0	★★	100
15,0	M14	25	36	6,0	★★	100
17,0	M16	28	40	6,0	★★	100
19,0	M18	32	44	8,0	★★	50
21,0	M20	35	44	8,0	★★	50
23,0	M22	38	50	8,0	★★	50
25,0	M24	40	50	10,0	★★	50
28,0	M27	45	60	10,0	★★	50
31,0	M30	50	68	10,0	★★	25

★ A1 / ★ A2 / ★ A4

Zorzo Tecnologie Srl

ISO 7380

Hexagon socket button head screws

Viti testa bombata cava esagonale

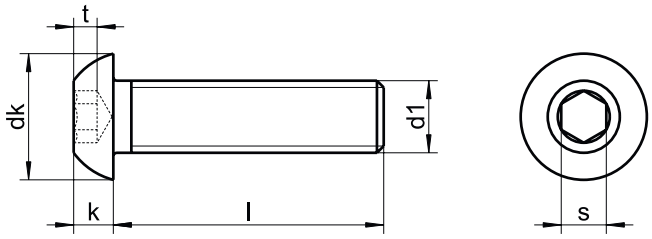

dk	5,7	7,6	9,5	10,5	14,0	17,5	21,0
k max.	1,65	2,20	2,75	3,30	4,40	5,50	6,60
s	2	2,5	3	4	5	6	8
t	1,04	1,70	2,20	2,40	3,20	3,80	4,70
Length /Ø	**M3**	**M4**	**M5**	**M6**	**M8**	**M10**	**M12**
4	★★	★★					
5	★★	★★					
6	★★	★★	★★				
8	★★	★★	★★	★★			
10	★★	★★	★★	★★	★★		
12	★★	★★	★★	★★	★★	★★	
14	★★	★★	★★	★★	★★	★★	
16	★★	★★	★★	★★	★★	★★	
20	★★	★★	★★	★★	★★	★★	★★
25	★★	★★	★★	★★	★★	★★	★★
30	★★	★★	★★	★★	★★	★★	★★
35	★★	★★	★★	★★	★★	★★	★★
40	★★	★★	★★	★★	★★	★★	★★
45		★★	★★	★★	★★	★★	★★
50		★★	★★	★★	★★	★★	★★
55			★★	★★	★★	★★	★★
60			★★	★★	★★	★★	★★
70				★★	★★	★★	★★
80				★★	★★	★★	★★
90					★★	★★	★★
100					★★	★★	★★
BOX	500	500 ≥ 45 200	500 ≥ 45 200	500 ≥ 25 200 ≥ 55 100	200 ≥ 55 100	100	100 ≥ 45 50

★ A1 / ★ A2 / ★ A4

Forto Tecnologie srl

sim. ISO 7380 F

Hexagon socket button head screws with flange

Viti testa bombata cava esagonale con flangia

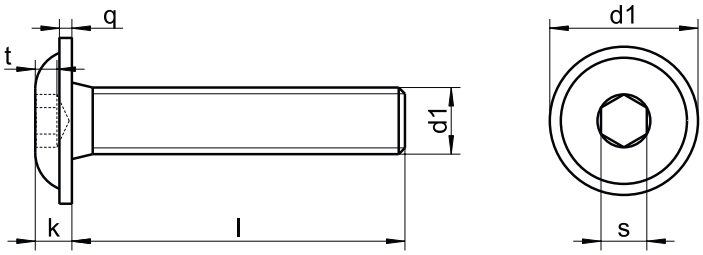

k max.	1,65	2,20	2,75	3,30	4,40
d1 max.	6,9	9,4	11,8	13,6	17,8
s	2	2,5	3	4	5
q	0,7	0,8	0,9	1,2	1,5
t	1,4	1,7	2,2	2,4	3,2
Length /Ø	**M3**	**M4**	**M5**	**M6**	**M8**
4	★	★			
5	★	★	★		
6	★	★	★	★	
8	★	★	★	★	★
10	★	★	★	★	★
12	★	★	★	★	★
16	★	★	★	★	★
18	★	★	★	★	★
20	★	★	★	★	★
25	★	★	★	★	★
30		★	★	★	★
35			★	★	★
40			★	★	★
50				★	★
55				★	★
60				★	★
70					★
BOX	500	500	500 ≥ 25 200	200	200

★ A1 / ★ A2 / ★ A4

Lorzo Tecnologie Srl

ISO 7380 HEX+PIN

Socket button head with HEX and PIN

Viti testa bombata cava esagonale + PIN

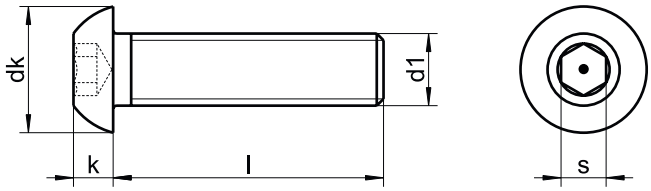

dk	5,7	7,6	9,5	10,5	14,0	17,5
k	1,7	2,20	2,75	3,30	4,40	5,50
s	2,0	2,5	3,0	4,0	5,0	6,0
Length /Ø	**M3**	**M4**	**M5**	**M6**	**M8**	**M10**
6	★	★				
8	★	★				
10	★	★	★	★	★	
12	★	★	★	★	★	
16	★	★	★	★	★	★
20	★	★	★	★	★	★
25		★	★	★	★	★
30		★	★	★	★	★
40		★	★	★	★	★
45				★	★	★
50						★
55						★
60						★
70						★
75						★
80						★
90						★
BOX	100	100	100	100	100	100

★ A1 / ★ A2 / ★ A4

Zorzo Tecnologie Srl

ISO 7380 TX

Button head with TX

Viti testa bombata esalobata

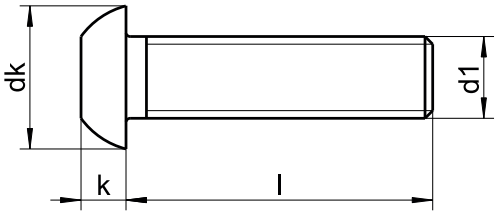



dk	5,7	7,6	9,5	10,5	14,0
k	1,70	2,20	2,75	3,30	4,40
tx	TX 10	TX 20	TX 25	TX 30	TX 40
Length /Ø	**M3**	**M4**	**M5**	**M6**	**M8**
6	★	★			
8	★	★	★		
10	★	★	★	★	
12	★	★	★	★	
16	★	★	★	★	★
20	★	★	★	★	★
25		★	★	★	★
30		★	★	★	★
35			★	★	★
40		★	★	★	★
50			★	★	★
60			★	★	★
BOX		100	100	100	100

★ A1 / ★ A2 / ★ A4

Lorzo Tecnologie Srl

ISO 7380 TX+PIN

Button head with TX and PIN

Viti testa bombata esalobata + PIN

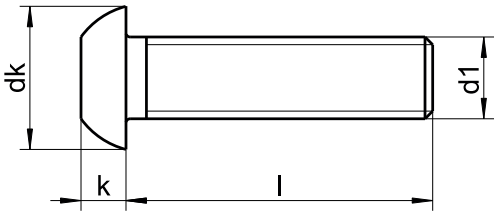



dk	5,7	7,6	9,5	10,5	14,0	17,5
k	1,70	2,20	2,75	3,30	4,40	5,50
tx	TX 10	TX 20	TX 25	TX 30	TX 40	TX 45
Length /Ø	**M3**	**M4**	**M5**	**M6**	**M8**	**M10**
6	★	★	★	★	★	★
8	★	★	★	★	★	★
10	★	★	★	★	★	★
12	★	★	★	★	★	★
16	★	★	★	★	★	★
20	★	★	★	★	★	★
25			★	★	★	★
30			★	★	★	★
40			★	★	★	★
50			★	★	★	★
60			★	★	★	★
70			★	★	★	★
BOX	100	100	100	100	100	100

★ A1 / ★ A2 / ★ A4

Zorzo Tecnologie Srl

sim. ISO 7380 UNC

Hexagon socket button head screws

Viti testa bombata cava esagonale

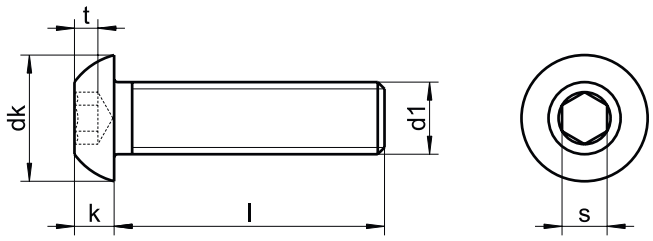

dk	4,77	5,41	6,04	6,65	7,92	9,16	11,09	13,89	16,66	22,22	25,04
k max.	1,32	1,49	1,67	1,60	2,21	2,56	3,35	4,21	5,05	6,73	8,40
s	1,57	1,57	1,98	1,98	2,38	3,17	3,96	4,77	5,56	7,92	9,52
t	0,89	0,89	1,11	1,11	1,32	1,77	2,21	2,66	3,09	4,44	5,33
Length /Ø	**3-48**	**4-40**	**5-40**	**6-32**	**8-32**	**10-24**	**1/4**	**5/16**	**3/8**	**1/2**	**5/8**
1/4	★	★	★	★	★	★					
5/16	★	★	★	★	★	★					
3/8	★	★	★	★	★	★	★	★			
1/2	★	★	★	★	★	★	★	★	★	★	
5/8			★	★	★	★	★	★	★	★	
3/4			★	★	★	★	★	★	★	★	
7/8			★	★	★	★	★	★	★	★	
1			★	★	★	★	★	★	★	★	★
1 1/4			★	★	★	★	★	★	★	★	★
1 3/8			★	★	★	★	★	★	★	★	★
1 1/2			★	★	★	★	★	★	★	★	★
1 5/8					★	★	★	★	★	★	★
1 3/4					★	★	★	★	★	★	★
2					★	★	★	★	★	★	★
2 1/4							★	★	★	★	★
2 1/2							★	★	★	★	★
2 5/8							★	★	★	★	★
2 3/4							★	★	★	★	★
3							★	★	★	★	★

★ A1 / ★ A2 / ★ A4

Forze Tecnologie Srl

DIN 7500 “C” - Z

Thread rolling pan head screws - Z - (pozidrive)

Viti trilobate testa cilindrica croce - Z

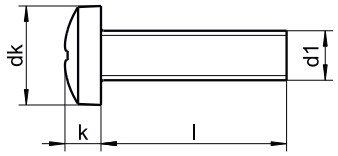



dk	5,0	6,0	8,0	10,0	12,0
k	2,0	2,4	3,1	3,8	4,6
Length /Ø	M2,5	M3	M4	M5	M6
3					
4		★			
5	★	★			
6	★	★	★		
8	★	★	★	★	
10	★	★	★	★	★
12		★	★	★	★
14					
16		★	★	★	★
18					
20		★	★	★	★
22					
25			★	★	★
28					
30				★	★
BOX	1000	1000	1000	1000 ≥ 45 500	1000 ≥ 25 500

★ A1 / ★ A2 / ★ A4

Lorzo Tecnologie Srl

DIN 7500 “C” - TX

Thread rolling pan head screws with TX

Viti trilobate testa cilindrica esalobata

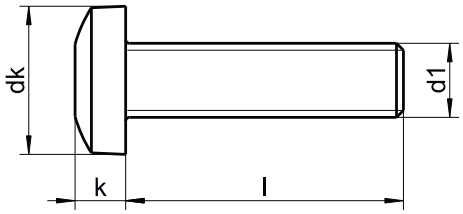



dk	5	6	8	10	12
k	2,0	2,4	3,1	3,8	4,6
tx	TX 8	TX 10	TX 20	TX 25	TX 30
Length /Ø	**M2,5**	**M3**	**M4**	**M5**	**M6**
3					
4	★				
5	★	★			
6	★	★	★		
8	★	★	★	★	★
10	★	★	★	★	★
12		★	★	★	★
16		★	★	★	★
20		★	★	★	★
25			★	★	★
BOX	1000	500	500	500 ≥ 25 200	200 ≥ 35 100

★ A1 / ★ A2 / ★ A4

Zorzo Tecnologie Srl

DIN 7500 “M” - Z

Thread rolling countersunk head screws - Z - (pozidrive)

Viti trilobate testa piana svasata - Z

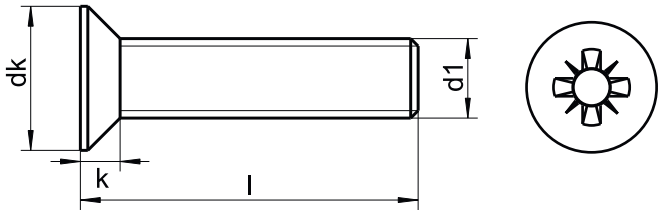

dk	4,7	5,6	7,5	9,2	11,0
k	1,50	1,65	2,20	2,50	3,00
Length /Ø	**M2,5**	**M3**	**M4**	**M5**	**M6**
3					
4	★				
5	★				
6	★	★			
8	★	★	★		
10		★	★	★	★
12		★	★	★	★
14					
16		★	★	★	★
18					
20			★	★	★
22					
25				★	★
30				★	★
BOX	1000	1000	1000	1000	1000 ≥ 25 500 ≥ 70 200

★ A1 / ★ A2 / ★ A4

Lorzo Tecnologie Srl

DIN 7500 “M” - TX

Thread rolling countersunk head screws with TX

Viti trilobate testa piana svasata esalobata

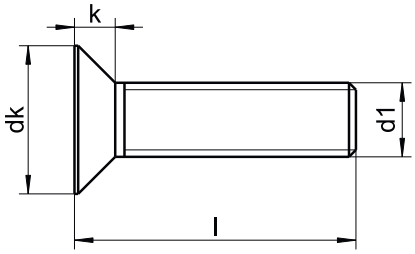



dk	4,7	5,6	7,5	9,2
k	1,50	1,65	2,20	2,50
tx	TX 8	TX 10	TX 20	TX 25
Length /Ø	**M2,5**	**M3**	**M4**	**M5**
5	★			
6	★	★		
8	★	★	★	
10	★	★	★	★
12	★	★	★	★
16			★	★
20			★	★
25				★
30				★
BOX	1000	500	500	500

★ A1 / ★ A2 / ★ A4

Morzo Tecnologie Srl

DIN 7504 K

Self drilling screws hexagon head with flange

Viti autoforanti testa esagonale con flangia

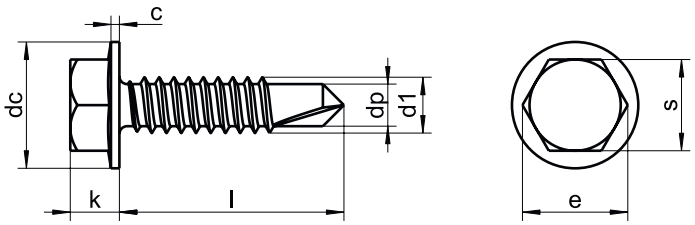

dp	2,8	3,1	3,6	4,1	4,8	5,8
s	5,5	5,5	7	8	8	10
c	0,6	0,6	0,8	0,9	1,0	1,0
k max.	3,45	3,45	4,10	4,30	5,45	5,90
dc max.	8,3	8,3	8,8	10,5	11,0	13,50
e min.	5,96	5,96	7,59	8,71	8,71	10,95
Length /Ø	**ST3,5**	**ST3,9**	**ST4,2**	**ST4,8**	**ST5,5**	**ST6,3**
9,5 (3/8)	★	★	★	★	★	
13 (1/2)	★	★	★	★	★	
16 (5/8)	★	★	★	★	★	★
19 (3/4)	★	★	★	★	★	★
22 (7/8)	★	★	★	★	★	★
25 (1")	★	★	★	★	★	★
32 (1 1/4)		★	★	★	★	★
35 (1 3/8)		★	★	★	★	★
38 (1 1/2)		★	★	★	★	★
45 (1 3/4)				★	★	★
50 (2")				★	★	
60 (2 3/8)					★	★
70 (2 3/4)					★	★
80 (3 1/8)					★	★
90 (3 1/2)					★	★
100 (4")					★	★
110 (4 1/4)					★	★
120 (4 3/4)					★	★
125 (5")					★	★
130 (5 1/4)						★
BOX	1000	1000 ≥ 32 500	1000 ≥ 32 500	500 ≥ 32 200	200	200

★ A1 / ★ A2 / ★ A4

Zorzo Tecnologie Srl

DIN 7504 N

Self drilling screws pan head with cross recess H (Phillips) Z (Pozidrive)

Viti autoforanti testa cilindrica croce

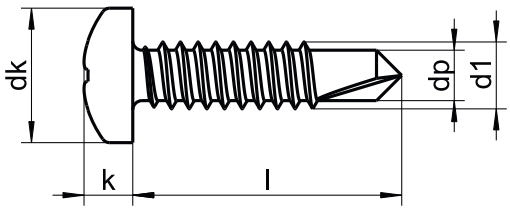

dp	2,3	2,8	3,1	3,6	4,1	4,8
dk max	5,6	6,9	7,5	8,2	9,5	10,80
k max.	2,2	2,6	2,8	3,05	3,55	3,95
Length /Ø	**ST2,9**	**ST3,5**	**ST3,9**	**ST4,2**	**ST4,8**	**ST5,5**
9,5 (3/8)	★	★				
13 (1/2)	★	★	★	★	★	
16 (5/8)		★	★	★	★	
19 (3/4)		★	★	★	★	★
22 (7/8)		★	★	★	★	★
25 (1")		★	★	★	★	★
32 (1 1/4)			★	★	★	★
38 (1 1/2)			★	★	★	★
45 (1 3/4)					★	★
50 (2")					★	★
60 (2 3/8)					★	★
70 (2 3/4)					★	
BOX	1000	1000	1000	500	200	200

★ A1 / ★ A2 / ★ A4

Zorzo Tecnologie Srl

DIN 7504 P

Self drilling screws countersunk head with cross recess H (Phillips) Z (Pozidrive)

Viti autoforanti testa svasata piana croce

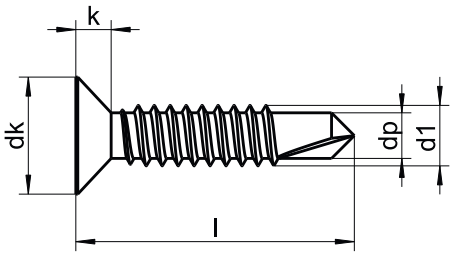

dp	3,1	3,1	3,6	4,1	4,80
dk max.	7,5	7,5	8,1	9,5	10,30
k max.	2,3	2,3	2,5	3,0	3,40
Length /Ø	**ST3,5**	**ST3,9**	**ST4,2**	**ST4,8**	**ST5,5**
13 (1/2)	★	★	★	★	
16 (5/8)	★	★	★	★	
19 (3/4)	★	★	★	★	★
22 (7/8)	★	★	★	★	★
25 (1")	★	★	★	★	★
32 (1 1/4)		★	★	★	★
38 (1 1/2)		★	★	★	★
45 (1 3/4)		★	★	★	★
50 (2")		★	★	★	★
60 (2 3/8)			★	★	★
BOX	1000 ≥ 22 500	1000 ≥ 32 500	1000 ≥ 32 500	500 ≥ 32 200	500 ≥ 32 200

★ A1 / ★ A2 / ★ A4

Lorzo Tecnologie Srl

sim. DIN 7505 A - FT

Chipboard screws countersunk head with cross recess Z (Pozidrive) full thread

Viti truciolari testa svasata piana croce tutto filetto

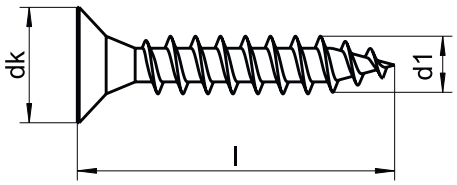



dk max.	6	7	8	9	10	12
z	Z 1	Z 2	Z 2	Z 2	Z 2	Z 3
Length /Ø	**3**	**3,5**	**4**	**4,5**	**5**	**6**
12	★★	★★	★★			
13	★★	★★	★★			
14	★★	★★	★★			
16	★★	★★	★★	★★	★★	★★
20	★★	★★	★★	★★	★★	★★
25	★★	★★	★★	★★	★★	★★
30	★★	★★	★★	★★	★★	★★
35	★★	★★	★★	★★	★★	★★
40	★★	★★	★★	★★	★★	★★
45	★★	★★	★★	★★	★★	★★
50	★★	★★	★★	★★	★★	★★
55			★★	★★	★★	★★
60			★★	★★	★★	★★
65			★★	★★	★★	★★
70			★★	★★	★★	★★
75			★★	★★	★★	★★
80			★★	★★	★★	★★
90					★★	★★
100					★★	★★
110					★★	★★
120					★★	★★
130					★★	★★
140					★★	★★
BOX	1000	1000	500	500 ≥ 40 200	500 ≥ 65 100	200 ≥ 70 100

★ A1 / ★ A2 / ★ A4

Zorzo Tecnologie srl

sim. DIN 7505 A - HT

Chipboard screws countersunk head with cross recess Z (Pozidrive) partial thread

Viti truciolari testa svasata piana croce parziale filetto

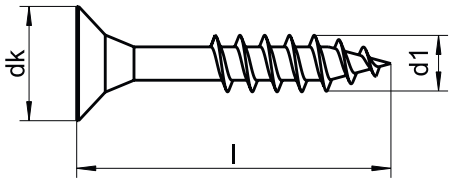



dk max.	6	7	8	9	10	12
z	Z 1	Z 2	Z 2	Z 2	Z 2	Z 3
Length /Ø	**3**	**3,5**	**4**	**4,5**	**5**	**6**
25	★★	★★	★★	★★	★★	
30	★★	★★	★★	★★	★★	
35	★★	★★	★★	★★	★★	
40	★★	★★	★★	★★	★★	★★
45		★★	★★	★★	★★	★★
50		★★	★★	★★	★★	★★
55			★★	★★	★★	★★
60			★★	★★	★★	★★
65			★★	★★	★★	★★
70			★★	★★	★★	★★
80			★★	★★	★★	★★
90				★★	★★	★★
100				★★	★★	★★
110					★★	★★
120					★★	★★
140						★★
150						★★
160						★★
180						★★
200						★★
BOX	500	500	500	500 ≥ 40 200	200 ≥ 70 100	200 ≥ 70 100

★ A1 / ★ A2 / ★ A4

Zorzo Tecnologie s.r.l

sim. DIN 7505 A - FT - TX

Chipboard screws countersunk head with TX full thread

Viti truciolari testa svasata piana esalobata tutto filetto

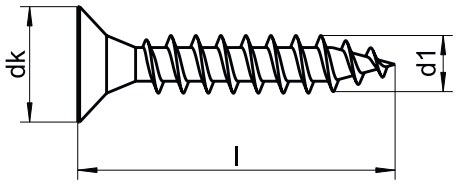

dk	6	7	8	9	10	12
tx	TX 10	TX 10	TX 20	TX 20	TX 25	TX 25
Length /Ø	**3**	**3,5**	**4**	**4,5**	**5**	**6**
10	★★					
13	★★	★★	★★			
16	★★	★★	★★			
20	★★	★★	★★	★★	★★	
25	★★	★★	★★	★★	★★	
30	★★	★★	★★	★★	★★	★★
35	★★	★★	★★	★★	★★	★★
40		★★	★★	★★	★★	★★
45			★★	★★	★★	★★
50			★★	★★	★★	★★
55			★★	★★	★★	★★
60			★★	★★	★★	★★
70			★★	★★	★★	★★
80			★★	★★	★★	★★
90					★★	★★
100					★★	★★
BOX	1000	1000	500	500 ≥ 40 200	200 ≥ 70 100	200 ≥ 70 100

★ A1 / ★ A2 / ★ A4

Forze Tecnologie Srl

sim. DIN 7505 A - HT - TX

Chipboard screws countersunk head with TX partial thread

Viti truciolari testa svasata piana esalobata parziale filetto

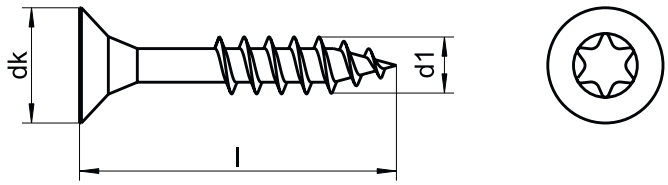

dk	6	7	8	9	10	12	14
tx	TX 10	TX 10	TX 20	TX 20	TX 25	TX 25	TX 40
Length /Ø	**3**	**3,5**	**4**	**4,5**	**5**	**6**	**8**
25	★★	★★	★★	★★	★★		
30	★★	★★	★★	★★	★★		
35	★★	★★	★★	★★	★★		
40	★★	★★	★★	★★	★★	★★	★★
45		★★	★★	★★	★★	★★	★★
50		★★	★★	★★	★★	★★	★★
60		★★	★★	★★	★★	★★	★★
70		★★	★★	★★	★★	★★	★★
80				★★	★★	★★	★★
90				★★	★★	★★	★★
100				★★	★★	★★	★★
110						★★	★★
120						★★	★★
130						★★	★★
140						★★	★★
150						★★	★★
160						★★	★★
180						★★	★★
200						★★	★★
220						★★	★★
240						★★	★★
BOX	500	500	500	500 ≥ 40 200	500 ≥ 70 100	200 ≥ 70 100	100

★ A1 / ★ A2 / ★ A4

Torto Tecnologie srl

sim. DIN 7505 B - FT

Chipboard screws pan head with cross recess Z (Pozidrive) full thread

Viti truciolari testa cilindrica croce tutto filetto

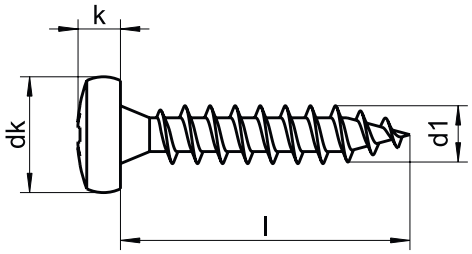



dk max.	6	7	8	9	10	12
k	1,60	1,80	2,10	2,90	3,30	3,80
z	Z 1	Z 2	Z 2	Z 2	Z 2	Z 3
Length /Ø	**3**	**3,5**	**4**	**4,5**	**5**	**6**
10	★★					
12	★★	★★	★★	★★		
16	★★	★★	★★	★★		
20	★★	★★	★★	★★	★★	★★
25	★★	★★	★★	★★	★★	★★
30	★★	★★	★★	★★	★★	★★
35	★★	★★	★★	★★	★★	★★
40		★★	★★	★★	★★	★★
45		★★	★★	★★	★★	★★
50		★★	★★	★★	★★	★★
55			★★	★★	★★	★★
60			★★	★★	★★	★★
65			★★	★★	★★	★★
70			★★	★★	★★	★★
75			★★	★★	★★	★★
80					★★	★★
90					★★	★★
100					★★	★★
110						★★
120						★★
BOX	1000	1000	500	500 ≥ 40 200	200 ≥ 70 100	200 ≥ 70 100

★ A1 / ★ A2 / ★ A4

Forze Tecnologie s.r.l

sim. DIN 7505 B FT - TX

Chipboard screws pan head with TX full thread

Viti truciolari testa cilindrica esalobata tutto filetto

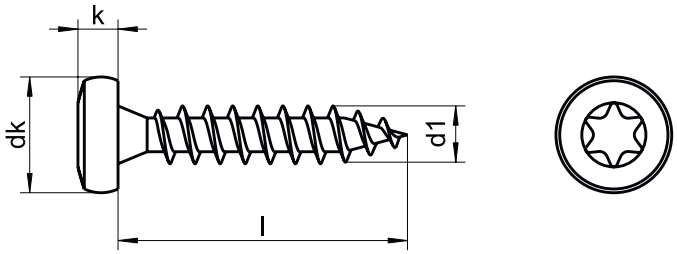

dk max.	6	7	8	9	10	12
k	1,6	1,8	2,1	2,9	3,3	3,8
tx	TX 10	TX 10	TX 20	TX 20	TX 25	TX 25
Length /Ø	**3**	**3,5**	**4**	**4,5**	**5**	**6**
10	★					
12	★	★	★			
16	★	★	★	★		
20	★	★	★	★	★	★
25	★	★	★	★	★	★
30	★	★	★	★	★	★
35	★	★	★	★	★	★
40		★	★	★	★	★
45		★	★	★	★	★
50		★	★	★	★	★
55			★	★	★	★
60			★	★	★	★
70			★	★	★	★
80					★	★
90					★	★
100					★	★
110						★
120						★
BOX	1000	1000	500	500 ≥ 40 200	200 ≥ 70 100	200 ≥ 70 100

★ A1 / ★ A2 / ★ A4

Zorze Tecnologie srl

DIN 7976

Tapping screws hexagon head, type C (with cone point)

Viti autofilettanti testa esagonale

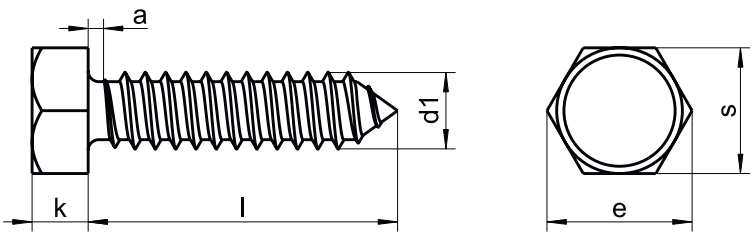

k	1,5	2,3	2,3	2,8	3,0	4,0	4,8	5,8
s	5	5,5	7	7	8	8	10	13
e	5,45	6,00	7,66	7,66	8,79	8,79	11,05	14,38
a	1,1	1,3	1,3	1,4	1,6	1,8	1,8	2,1
Length /Ø	**ST2,9**	**ST3,5**	**ST3,9**	**ST4,2**	**ST4,8**	**ST5,5**	**ST6,3**	**ST8**
9,5 (3/8)	★★	★★	★★	★★	★★	★★		
13 (1/2)	★★	★★	★★	★★	★★	★★	★★	★
16 (5/8)	★★	★★	★★	★★	★★	★★	★★	★
19 (3/4)	★★	★★	★★	★★	★★	★★	★★	★
22 (7/8)	★★	★★	★★	★★	★★	★★	★★	★
25 (1")	★★	★★	★★	★★	★★	★★	★★	★
32 (1 1/4)	★★	★★	★★	★★	★★	★★	★★	★
38 (1 1/2)	★★	★★	★★	★★	★★	★★	★★	★
45 (1 3/4)		★★	★★	★★	★★	★★	★★	★
50 (2")		★★	★★	★★	★★	★★	★★	★
55 (2 1/8)			★★	★★	★★	★★	★★	★
60 (2 3/8)			★★	★★	★★	★★	★★	★
70 (2 3/4)					★★	★★	★★	★
80 (3 3/8)					★★	★★	★★	
90 (3 1/2)					★★	★★	★★	
100 (4")					★★	★★	★★	
110 (4 3/8)					★★	★★	★★	
120 (4 3/4)					★★	★★	★★	
BOX	1000	1000 ≥ 32 500	1000 ≥ 32 500	1000 ≥ 32 500	500 ≥ 32 200	200 ≥ 32 100	200 ≥ 32 100	200 ≥ 32 100

★ A1 / ★ A2 / ★ A4

Torno Technologie Srl

DIN 7980

Spring lock washers for cylindrical head screws

Rondelle grower sezione quadra

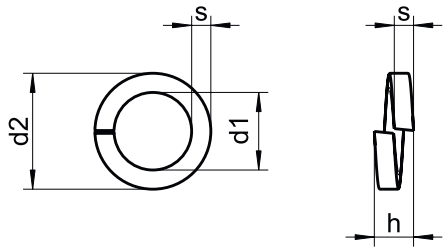

for	d	d2 max.	h min.	s	MAT.	BOX
M3	3,1	5,6	2,0	1,0	1.4310 ★	1000
M3,5	3,6	6,1	2,0	1,0	1.4310 ★	1000
M4	4,1	7,0	2,4	1,2	1.4310 ★	1000
M5	5,1	8,8	3,2	1,6	1.4310 ★	1000
M6	6,1	9,9	3,2	1,6	1.4310 ★	1000
M8	8,1	12,7	4,0	2,0	1.4310 ★	1000
M10	10,2	16,0	5,0	2,5	1.4310 ★	500
M12	12,2	18,0	5,0	2,5	1.4310 ★	500
M14	14,2	21,1	6,0	3,0	1.4310 ★	200
M16	16,2	24,4	7,0	3,5	1.4310 ★	200
M18	18,2	26,4	7,0	3,5	1.4310 ★	200
M20	20,2	30,6	9,0	4,5	1.4310 ★	100
M22	22,5	32,9	9,0	4,5	1.4310 ★	100
M24	24,5	35,9	10,0	5,0	1.4310 ★	100
M27	27,5	38,9	10,0	5,0	1.4310 ★	100
M30	30,5	44,1	12,0	6,0	1.4310 ★	100

★ A1 / ★ A2 / ★ A4

Lorzo Tecnologie Srl

DIN 7981 H

Tapping screws pan head with cross recess H (Phillips), type C (with cone point)

Viti autofilettanti testa cilindrica croce

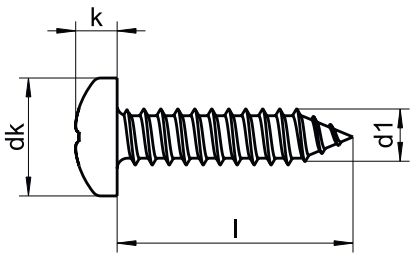

dk	4,2	5,6	6,9	7,5	8,2	9,5	10,8	12,5
k min.	1,55	1,95	2,35	2,55	2,75	3,25	3,65	4,25
k max.	1,80	2,20	2,60	2,80	3,05	3,55	3,95	4,55
Length /Ø	**ST2,2**	**ST2,9**	**ST3,5**	**ST3,9**	**ST4,2**	**ST4,8**	**ST5,5**	**ST6,3**
4,5 (1/6)	★★							
6,5 (1/4)	★★	★★	★★	★★	★★			
9,5 (3/8)	★★	★★	★★	★★	★★	★★	★★	
13 (1/2)	★★	★★	★★	★★	★★	★★	★★	★★
16 (5/8)	★★	★★	★★	★★	★★	★★	★★	★★
19 (3/4)	★★	★★	★★	★★	★★	★★	★★	★★
22 (7/8)	★★	★★	★★	★★	★★	★★	★★	★★
25 (1")	★★	★★	★★	★★	★★	★★	★★	★★
32 (1 1/4)	★★	★★	★★	★★	★★	★★	★★	★★
38 (1 1/2)		★★	★★	★★	★★	★★	★★	★★
45 (1 3/4)			★★	★★	★★	★★	★★	★★
50 (2")			★★	★★	★★	★★	★★	★★
55 (2 1/8)			★★	★★	★★	★★	★★	★★
60 (2 3/8)			★★	★★	★★	★★	★★	★★
70 (2 3/4)			★★	★★	★★	★★	★★	★★
80 (3 1/8)				★★	★★	★★	★★	★★
90 (3 1/2)					★★	★★	★★	★★
100 (4")					★★	★★	★★	★★
120 (4 3/4)						★★	★★	★★
BOX	1000	1000	1000 ≥ 32 500	1000 ≥ 32 500	1000 ≥ 32 500 ≥ 50 200	1000 ≥ 22 500 ≥ 32 200	500 ≥ 32 100	200 ≥ 32 100

★ A1 / ★ A2 / ★ A4

Lonzo Tecnofasteners Srl

DIN 7981 - TX

Tapping screws pan head with TX

Viti autofilettanti testa cilindrica esalobata

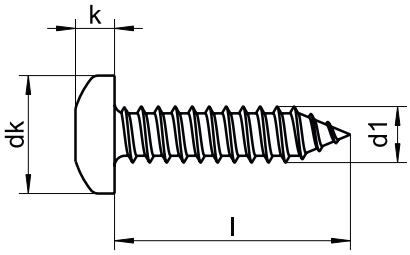



dk	5,6	6,9	7,5	8,2	9,5	10,8	12,5
k max.	2,20	2,60	2,80	3,05	3,55	3,95	4,55
h	TX 8	TX 10	TX 15	TX 20	TX 25	TX 25	TX 30
Length /Ø	**ST2,9**	**ST3,5**	**ST3,9**	**ST4,2**	**ST4,8**	**ST5,5**	**ST6,3**
6,5 (1/4)	★★						
9,5 (3/8)	★★	★★	★★	★★			
13 (1/2)	★★	★★	★★	★★	★★	★★	★★
16 (5/8)	★★	★★	★★	★★	★★	★★	★★
19 (3/4)	★★	★★	★★	★★	★★	★★	★★
22 (7/8)	★★	★★	★★	★★	★★	★★	★★
25 (1")	★★	★★	★★	★★	★★	★★	★★
32 (1 1/4)	★★	★★	★★	★★	★★	★★	★★
38 (1 1/2)	★★	★★	★★	★★	★★	★★	★★
45 (1 3/4)		★★	★★	★★	★★	★★	★★
50 (2")		★★	★★	★★	★★	★★	★★
60 (2 3/8)			★★	★★	★★	★★	★★
BOX	1000	1000 ≥ 32 500	1000 ≥ 32 500	1000 ≥ 32 500	500 ≥ 32 200	200 ≥ 32 100	200 ≥ 32 100

★ A1 / ★ A2 / ★ A4

Torto Tecnologie Srl

DIN 7982 H

Tapping screws countersunk head with cross recess H (Phillips), type C (with cone point)

Viti autofilettanti testa piana svasata croce

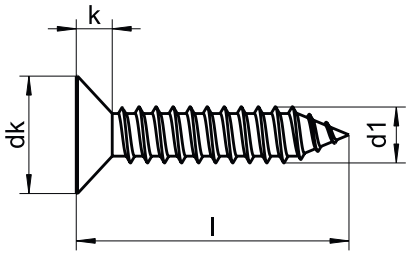



dk k	4,3 1,3	5,5 1,7	6,8 2,1	7,5 2,3	8,1 2,5	9,5 3,0	10,8 3,4	12,4 3,8
Length /Ø	**ST2,2**	**ST2,9**	**ST3,5**	**ST3,9**	**ST4,2**	**ST4,8**	**ST5,5**	**ST6,3**
6,5 (1/4)	★★	★★	★★	★★				
9,5 (3/8)	★★	★★	★★	★★	★★	★★		
13 (1/2)	★★	★★	★★	★★	★★	★★	★★	★★
16 (5/8)	★★	★★	★★	★★	★★	★★	★★	★★
19 (3/4)	★★	★★	★★	★★	★★	★★	★★	★★
22 (7/8)	★★	★★	★★	★★	★★	★★	★★	★★
25 (1")	★★	★★	★★	★★	★★	★★	★★	★★
32 (1 1/4)	★★	★★	★★	★★	★★	★★	★★	★★
38 (1 1/2)		★★	★★	★★	★★	★★	★★	★★
45 (1 3/4)			★★	★★	★★	★★	★★	★★
50 (2")			★★	★★	★★	★★	★★	★★
55 (2 1/8)			★★	★★	★★	★★	★★	★★
60 (2 3/8)			★★	★★	★★	★★	★★	★★
70 (2 3/4)			★★	★★	★★	★★	★★	★★
80 (3 1/8)					★★	★★	★★	★★
90 (3 1/2)					★★	★★	★★	★★
100 (4")					★★	★★	★★	★★
120 (4 3/4)						★★	★★	★★
BOX	1000	1000	1000 ≥ 32 500	1000 ≥ 32 500	1000 ≥ 32 500 ≥ 50 200	1000 ≥ 22 500 ≥ 32 200	200 ≥ 32 100	200 ≥ 32 100

★ A1 / ★ A2 / ★ A4

Tonzo Technologie Srl

DIN 7982 TX

Tapping screws countersunk head with TX

Viti autofilettanti testa piana svasata esalobata

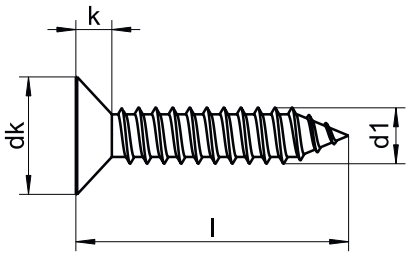



dk	5,5	6,8	7,5	8,1	9,5	10,8	12,4
k max.	1,7	2,1	2,3	2,5	3,0	3,4	3,8
tx	TX8	TX 10	TX 15	TX 20	TX 25	TX 25	TX 30
Length /Ø	**ST2,9**	**ST3,5**	**ST3,9**	**ST4,2**	**ST4,8**	**ST5,5**	**ST6,3**
9,5 (3/8)	★★	★★	★★	★★			
13 (1/2)	★★	★★	★★	★★	★★	★★	★★
16 (5/8)	★★	★★	★★	★★	★★	★★	★★
19 (3/4)	★★	★★	★★	★★	★★	★★	★★
22 (7/8)	★★	★★	★★	★★	★★	★★	★★
25 (1")	★★	★★	★★	★★	★★	★★	★★
32 (1 1/4)		★★	★★	★★	★★	★★	★★
38 (1 1/2)		★★	★★	★★	★★	★★	★★
45 (1 3/4)		★★	★★	★★	★★	★★	★★
50 (2")		★★	★★	★★	★★	★★	★★
60 (2 3/8)			★★	★★	★★	★★	★★
BOX	1000	1000 ≥ 32 500	1000 ≥ 32 500	1000 ≥ 32 500	500 ≥ 32 200	200 ≥ 32 100	200 ≥ 32 100

★ A1 / ★ A2 / ★ A4

Torto Tecnologie Srl

DIN 7983 H

Tapping screws raised countersunk head with cross recess H (Phillips), type C (with cone point)

Viti autofilettanti testa svasata con calotta croce

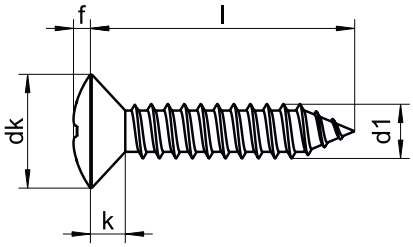

dk	4,3	5,5	6,8	7,5	8,1	9,5	10,8	12,4
f	0,7	0,9	1,2	1,3	1,4	1,5	1,7	2,0
k	1,3	1,7	2,1	2,3	2,5	3,0	3,4	3,8
Length /Ø	**ST2,2**	**ST2,9**	**ST3,5**	**ST3,9**	**ST4,2**	**ST4,8**	**ST5,5**	**ST6,3**
6,5 (1/4)	★★	★★	★★	★★				
9,5 (3/8)	★★	★★	★★	★★	★★			
13 (1/2)	★★	★★	★★	★★	★★	★★	★★	★★
16 (5/8)	★★	★★	★★	★★	★★	★★	★★	★★
19 (3/4)	★★	★★	★★	★★	★★	★★	★★	★★
22 (7/8)	★★	★★	★★	★★	★★	★★	★★	★★
25 (1")	★★	★★	★★	★★	★★	★★	★★	★★
32 (1 1/4)	★★	★★	★★	★★	★★	★★	★★	★★
38 (1 1/2)		★★	★★	★★	★★	★★	★★	★★
45 (1 3/4)			★★	★★	★★	★★	★★	★★
50 (2")			★★	★★	★★	★★	★★	★★
60 (2 3/8)				★★	★★	★★	★★	★★
70 (2 3/4)				★★	★★	★★	★★	★★
80 (3 1/8)					★★	★★	★★	★★
90 (3 1/2)						★★	★★	★★
100 (4")						★★	★★	★★
BOX	1000	1000	1000 ≥ 32 500	1000 ≥ 32 500	1000 ≥ 32 500 ≥ 50 200	500 ≥ 32 200	200 ≥ 32 100	200 ≥ 32 100

★ A1 / ★ A2 / ★ A4

Torzo Technologie srl

DIN 7984

Hexagon socket head cap screws with low head

Viti testa cilindrica ribassata cava esagonale

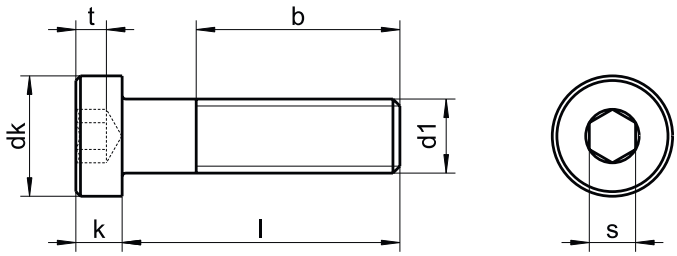

dk	5,5	7,0	8,5	10,0	13,0	16,0	18,0	24,0	30,0
k	2,0	2,8	3,5	4,0	5,0	6,0	7,0	9,0	11,0
s	2	2,5	3	4	5	7	8	12	14
t	1,5	2,3	2,7	3,0	4,2	4,8	5,3	5,5	7,5
b	12	14	16	18	22	26	30	38	46
Length /Ø	**M3**	**M4**	**M5**	**M6**	**M8**	**M10**	**M12**	**M16**	**M20**
5	★★								
6	★★	★★	★★						
8	★★	★★	★★	★★					
10	★★	★★	★★	★★	★★				
12	★★	★★	★★	★★	★★				
14	★★	★★	★★	★★	★★				
16	★★	★★	★★	★★	★★	★★			
20	★★	★★	★★	★★	★★	★★	★★		
25	★★	★★	★★	★★	★★	★★	★★	★★	
30	★★	★★	★★	★★	★★	★★	★★	★★	
35	★★	★★	★★	★★	★★	★★	★★	★★	★★
40	★★	★★	★★	★★	★★	★★	★★	★★	★★
45			★★	★★	★★	★★	★★	★★	★★
50			★★	★★	★★	★★	★★	★★	★★
55			★★	★★	★★	★★	★★	★★	★★
60			★★	★★	★★	★★	★★	★★	★★
70			★★	★★	★★	★★	★★	★★	★★
80					★★	★★	★★	★★	★★
90					★★	★★	★★	★★	★★
100					★★	★★	★★	★★	★★
110								★★	★★
120								★★	★★
130								★★	★★
140								★★	★★
150								★★	★★
BOX	1000 ≥ 30 500	500	500 ≥ 45 200	500 ≥ 20 200 ≥ 50 100	200 ≥ 40 100 ≥ 50 50	100 ≥ 60 50	50	25	10

★ A1 / ★ A2 / ★ A4

Forze Tecnologie Srl

DIN 7985 H

Pan head screws with cross recess H (Phillips)

Viti metallo testa cilindrica croce

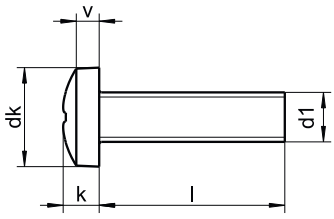

dk	3,2	4,0	5,0	6,0	8,0	10,0	12,0	16,0
k	1,3	1,6	2,0	2,4	3,1	3,8	4,6	6,0
v	0,8	1,1	1,3	1,6	2,0	2,5	3,0	3,7
Length /Ø	**M1,6**	**M2**	**M2,5**	**M3**	**M4**	**M5**	**M6**	**M8**
3	★★	★★	★★					
4	★★	★★	★★	★★	★★			
5	★★	★★	★★	★★	★★			
6	★★	★★	★★	★★	★★	★★		
8	★★	★★	★★	★★	★★	★★	★★	
10	★★	★★	★★	★★	★★	★★	★★	★★
12	★★	★★	★★	★★	★★	★★	★★	★★
14	★★	★★	★★	★★	★★	★★	★★	★★
16	★★	★★	★★	★★	★★	★★	★★	★★
18	★★	★★	★★	★★	★★	★★	★★	★★
20		★★	★★	★★	★★	★★	★★	★★
22			★★	★★	★★	★★	★★	★★
25			★★	★★	★★	★★	★★	★★
28			★★	★★	★★	★★	★★	★★
30			★★	★★	★★	★★	★★	★★
35				★★	★★	★★	★★	★★
40				★★	★★	★★	★★	★★
45				★★	★★	★★	★★	★★
50				★★	★★	★★	★★	★★
55				★★	★★	★★	★★	★★
60				★★	★★	★★	★★	★★
65					★★	★★	★★	★★
70					★★	★★	★★	★★
80					★★	★★	★★	★★
90					★★	★★	★★	★★
100					★★	★★	★★	★★
BOX	1000	1000	1000	1000 ≥ 45 500	1000 ≥ 25 500	500 ≥ 45 200	500 ≥ 22 200 ≥ 35 100	100

★ A1 / ★ A2 / ★ A4

Torzo Tecnologie Srl

DIN 7985 TX

Pan head screws with TX

Viti metallo testa cilindrica esalobata

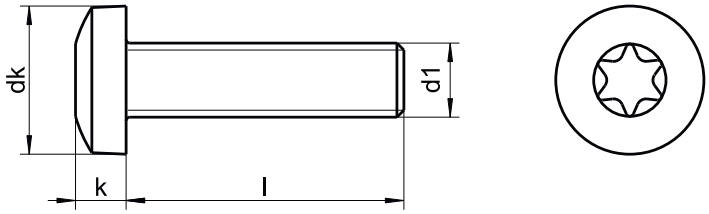

dk	4	5	6	8	10	12
k	1,6	2,0	2,4	3,1	3,8	4,6
tx	TX 6	TX 8	TX 10	TX 20	TX 25	TX 30
Length /Ø	**M2**	**M2,5**	**M3**	**M4**	**M5**	**M6**
3	★★					
4	★★	★★				
5	★★	★★				
6	★★	★★	★★			
8	★★	★★	★★	★★	★★	★★
10	★★	★★	★★	★★	★★	★★
12	★★	★★	★★	★★	★★	★★
16		★★	★★	★★	★★	★★
20		★★	★★	★★	★★	★★
25				★★	★★	★★
30				★★	★★	★★
35				★★	★★	★★
40				★★	★★	★★
50						★★
BOX	1000	1000	500	500	500 ≥ 25 200	200 ≥ 35 100

★ A1 / ★ A2 / ★ A4

Forze Tecnologie Srl

sim. DIN 7985 UNC

Pan head screws with cross recess H (Phillips)

Viti metallo testa cilindrica croce

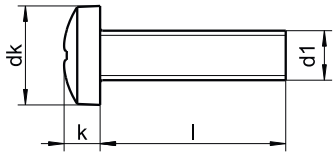

dk	3,60	4,24	4,90	5,56	6,22	6,85	8,17	9,47	10,80	12,49	15,62	18,80
k	1,34	1,57	1,80	2,03	2,26	2,46	2,92	3,37	3,83	4,45	5,53	6,63
UNC	**1-64**	**2-56**	**3-48**	**4-40**	**5-40**	**6-32**	**8-32**	**10-24**	**12-24**	**1/4**	**5/16**	**3/8**
UNF	**1-72**	**2-64**	**3-56**	**4-48**	**5-44**	**6-40**	**8-36**	**10-32**	**12-28**	**1/4-28**	**5/16-24**	**3/8-24**
5-40	★	★	★	★								
10-24	★	★	★	★								
1/4	★	★	★	★	★	★	★	★	★	★		
5/16	★	★	★	★	★	★	★	★	★	★		
3/8	★	★	★	★	★	★	★	★	★	★		
1/2	★	★	★	★	★	★	★	★	★	★	★	
5/8	★	★	★	★	★	★	★	★	★	★	★	★
3/4	★	★	★	★	★	★	★	★	★	★	★	★
7/8	★	★	★	★	★	★	★	★	★	★	★	★
1"	★	★	★	★	★	★	★	★	★	★	★	★
1 1/4				★	★	★	★	★	★	★	★	★
1 3/8				★	★	★	★	★	★	★	★	★
1 1/2				★	★	★	★	★	★	★	★	★
1 5/8				★	★	★	★	★	★	★	★	★
1 3/4				★	★	★	★	★	★	★	★	★
2"				★	★	★	★	★	★	★	★	★
2 1/4				★	★	★	★	★	★	★	★	★
2 1/2				★	★	★	★	★	★	★	★	★
2 5/8								★	★	★	★	★
2 3/4								★	★	★	★	★
3"								★	★	★	★	★

★ A1 / ★ A2 / ★ A4

Zorzo Tecnologie Srl

DIN 7989

Washers for steel constructions

Rondelle piane per costruzioni metalliche

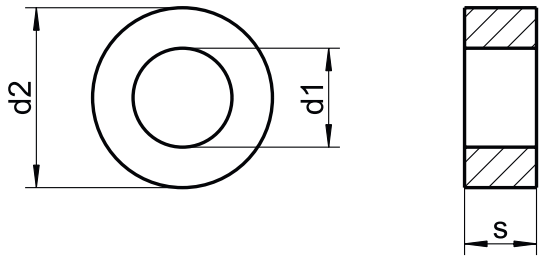

d1	for	d2	s	MAT.	BOX
11	M10	21	8	★★	50
14	M12	24	8	★★	50
18	M16	30	8	★★	50
22	M20	37	8	★★	50
24	M22	39	8	★★	50
26	M24	44	8	★★	25
30	M27	50	8	★★	25
33	M30	56	8	★★	10
36	M33	60	8	★★	10
39	M36	66	8	★★	10

★ A1 / ★ A2 / ★ A4

Zorzo Tecnologie Srl

DIN 7991 FT

Hexagon socket countersunk head screws full thread

Viti testa piana svasata cava esagonale tutto filetto

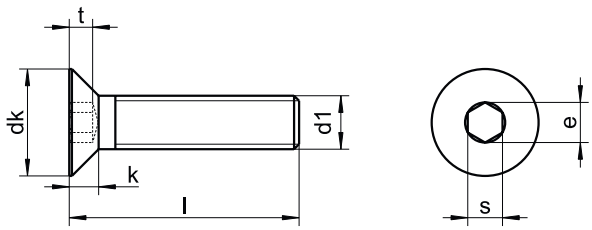

dk	6	8	10	12	16	20	24	27	30	36	39
k	1,7	2,3	2,8	3,3	4,4	5,5	6,5	7,0	7,5	8,5	14,0
s	2,0	2,5	3,0	4,0	5,0	6,0	8,0	10,0	10,0	12,0	14,0
t	1,2	1,8	2,3	2,5	3,5	4,4	4,6	4,8	5,3	5,9	10,3
e	2,30	2,87	3,44	4,58	5,72	6,86	9,15	11,43	11,43	13,72	16,00
Length /Ø	**M3**	**M4**	**M5**	**M6**	**M8**	**M10**	**M12**	**M14**	**M16**	**M20**	**M24**
25	★★										
30	★★	★★									
35	★★	★★	★★								
40	★★	★★	★★	★★							
45		★★	★★	★★	★★	★★					
50		★★	★★	★★	★★	★★					
55		★★	★★	★★	★★	★★	★★				
60		★★	★★	★★	★★	★★	★★				
65		★★	★★	★★	★★	★★	★★	★★	★★		
70		★★	★★	★★	★★	★★	★★	★★	★★		
75			★★	★★	★★	★★	★★	★★	★★		
80			★★	★★	★★	★★	★★	★★	★★	★★	
90			★★	★★	★★	★★	★★	★★	★★	★★	★★
100			★★	★★	★★	★★	★★	★★	★★	★★	★★
110					★★	★★	★★	★★	★★	★★	★★
120					★★	★★	★★	★★	★★	★★	★★
130					★★	★★	★★	★★	★★	★★	★★
140					★★	★★	★★	★★	★★	★★	★★
150					★★	★★	★★	★★	★★	★★	★★
160					★★	★★	★★	★★	★★	★★	★★
BOX	500	200	200 ≥ 90 100	200 ≥ 45 100	100 ≥ 70 50	100 ≥ 50 50	50 ≥ 80 25	25	25	25	25

★ A1 / ★ A2 / ★ A4

Vero Technologies srl

DIN 7991 HEX + PIN

Hexagon socket countersunk head screws full thread + PIN

Viti testa piana svasata cava esagonale tutto filetto + PIN

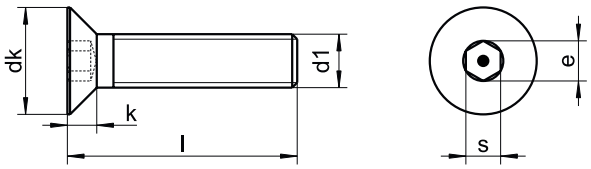

dk	6	8	10	12	16	20
k	1,7	2,3	2,8	3,3	4,4	5,5
s	2,0	2,5	3,0	4,0	5,0	6,0
Length /Ø	M3	M4	M5	M6	M8	M10
6	★					
8	★	★	★			
10	★	★	★	★	★	
12	★	★	★	★	★	
16	★	★	★	★	★	★
20	★	★	★	★	★	★
25		★	★	★	★	★
30		★	★	★	★	★
40		★	★	★	★	★
50			★	★	★	★
60			★	★	★	★
BOX	500	200	200 ≥ 90 100	200 ≥ 45 100	100 ≥ 70 50	100 ≥ 50 50

★ A1 / ★ A2 / ★ A4

Zorzo Tecnologie Srl

DIN 7991 TX + PIN

Countersunk head screws full thread with TX + PIN

Viti testa piana svasata esalobata tutto filetto + PIN

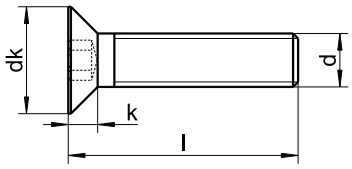



dk	6	8	10	12
k	1,7	2,3	2,8	3,3
tx PIN	tx 10	tx 20	tx 25	tx 30
Length /Ø	**M3**	**M4**	**M5**	**M6**
6	★	★		
8	★	★	★	
10	★	★	★	★
12	★	★	★	★
16	★	★	★	★
20	★	★	★	★
25		★	★	★
30		★	★	★
40		★	★	★
50		★	★	★
60			★	★
70			★	★
80			★	
BOX	500	200	200 ≥ 90 100	200 ≥ 45 100

★ A1 / ★ A2 / ★ A4

ZorzoTecnologie Srl

sim. DIN 7991 UNC

Hexagon socket countersunk head screws full thread

Viti testa piana svasata cava esagonale tutto filetto

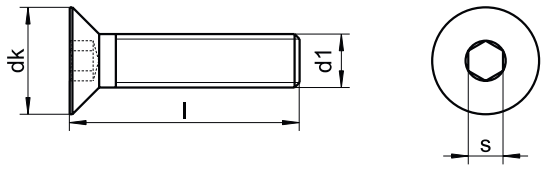

dk	3,50	4,26	5,00	5,74	6,47	7,13	7,79	9,11	10,44
s	0,89	1,27	1,27	1,57	1,57	1,98	1,98	2,38	3,17
Length /Ø	**#0**	**#1**	**#2**	**#3**	**#4**	**#5**	**#6**	**#8**	**#10**
10-24	★★	★★	★★	★★	★★	★★	★★	★★	★★
1/4	★★	★★	★★	★★	★★	★★	★★	★★	★★
5/16	★★	★★	★★	★★	★★	★★	★★	★★	★★
3/8		★★	★★	★★	★★	★★	★★	★★	★★
1/2		★★	★★	★★	★★	★★	★★	★★	★★
3/4			★★	★★	★★	★★	★★	★★	★★
7/8			★★	★★	★★	★★	★★	★★	★★
1"			★★	★★	★★	★★	★★	★★	★★
1 1/4			★★	★★	★★	★★	★★	★★	★★
1 1/2			★★	★★	★★	★★	★★	★★	★★
1 3/4					★★	★★	★★	★★	★★
2"							★★	★★	★★
UNC	**-**	**1-64**	**2-56**	**3-48**	**4-40**	**5-40**	**6-32**	**8-32**	**10-24**
UNF	**0-80**	**1-72**	**2-64**	**3-56**	**4-48**	**5-44**	**6-40**	**8-36**	**10-32**

★ A1 / ★ A2 / ★ A4

Nerg Tecnologie Srl

sim. DIN 7991 UNC

Hexagon socket countersunk head screws full thread

Viti testa piana svasata cava esagonale tutto filetto

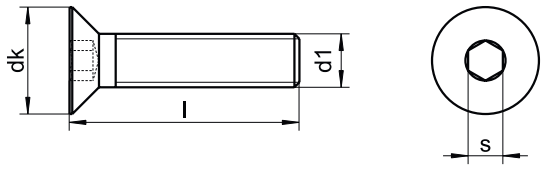

dk max.	13,48	16,66	19,83	21,43	23,82	30,17	36,52	42,87
s	3,96	4,77	5,56	6,35	7,92	9,52	12,70	14,27
Length /Ø	**1/4**	**5/16**	**3/8**	**7/16**	**1/2**	**5/8**	**3/4**	**7/8**
3/8	★★							
1/2	★★	★★	★★					
5/8	★★	★★	★★					
3/4	★★	★★	★★	★★	★★			
1"	★★	★★	★★	★★	★★	★★		
1 1/4	★★	★★	★★	★★	★★	★★		
1 1/2	★★	★★	★★	★★	★★	★★	★★	
1 3/4	★★	★★	★★	★★	★★	★★	★★	
2"	★★	★★	★★	★★	★★	★★	★★	★★
2 1/2	★★	★★	★★	★★	★★	★★	★★	★★
3"	★★	★★	★★	★★	★★	★★	★★	★★
3 1/2	★★	★★	★★	★★	★★	★★	★★	★★
4"	★★	★★	★★	★★	★★	★★	★★	★★
4 1/2							★★	★★
5"							★★	★★
UNC	**20**	**18**	**16**	**14**	**13**	**11**	**10**	**9**
UNF	**28**	**24**	**24**	**20**	**20**	**18**	**16**	**14**

★ A1 / ★ A2 / ★ A4

Zorzo Tecnologie Srl

DIN 9021

Plain washers with outside diameter ~ 3x nominal thread diameter

Rondelle piane fascia larga 3D

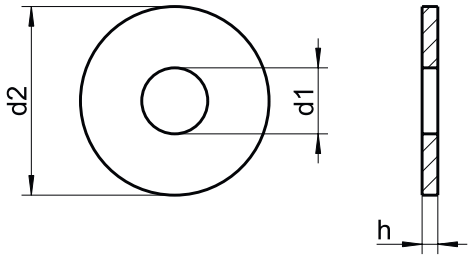

d1	for	d2	h	MAT.	BOX
2,2	M2	7	0,8	★★	1000
2,7	M2,5	8	0,8	★★	1000
3,2	M3	9	0,8	★★	1000
3,7	M3,5	11	0,8	★★	1000
4,3	M4	12	1,0	★★	1000
5,3	M5	15	1,2	★★	1000
6,4	M6	18	1,6	★★	1000
7,4	M7	22	2,0	★★	500
8,4	M8	24	2,0	★★	500
10,5	M10	30	2,5	★★	500
13,0	M12	37	3,0	★★	200
15,0	M14	44	3,0	★★	100
17,0	M16	50	3,0	★★	100
20,0	M18	56	4,0	★★	100
22,0	M20	60	4,0	★★	100
26,0	M24	72	5,0	★★	50
33,0	M30	92	6,0	★★	25
39,0	M36	110	8,0	★★	10

★ A1 / ★ A2 / ★ A4

Terzo Tecnologie Srl

sim. DIN 9021

Plain washers with outside diameter ~ 3x nominal thread diameter

Rondelle piane fascia larga 3D

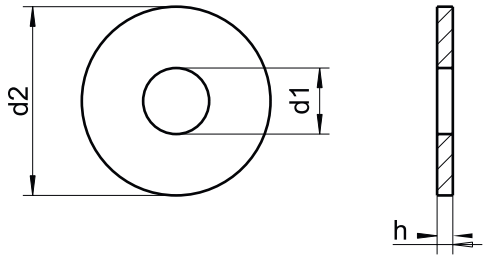

d1	for	d2	h	MAT	BOX
10,5	M10	30	2,0	★★	200
13,0	M12	36	2,0	★★	200
15,0	M14	42	2,5	★★	200
17,0	M16	48	2,5	★★	100
20,0	M18	54	3,0	★★	100
22,0	M20	60	3,0	★★	50

★ A1 / ★ A2 / ★ A4

sim. DIN 9021

Plain washers with outside diameter ~ 4x nominal thread diameter

Rondelle piane fascia larga - 4D

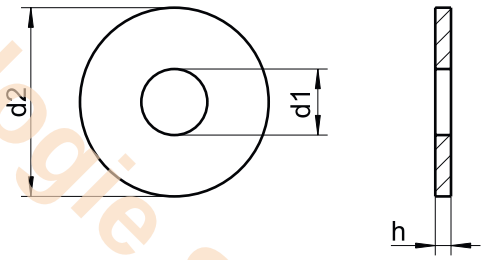

d1	for	d2	h	MAT	BOX
3,2	M3	12	0,8	★★	1000
4,3	M4	16	1,0	★★	1000
5,3	M5	20	1,2	★★	1000
6,4	M6	24	1,6	★★	1000
8,4	M8	32	2,0	★★	500
10,5	M10	40	2,0	★★	200
13,0	M12	48	2,5	★★	200
15,0	M14	56	2,5	★★	200
17,0	M16	64	2,5	★★	100
20,0	M18	72	3,0	★★	100
22,0	M20	80	3,0	★★	50

★ A1 / ★ A2 / ★ A4

Zorzo Tecnologie Srl

ART. 25129

Slotted mushroom head screws

Viti a metallo testa mezza tonda taglio

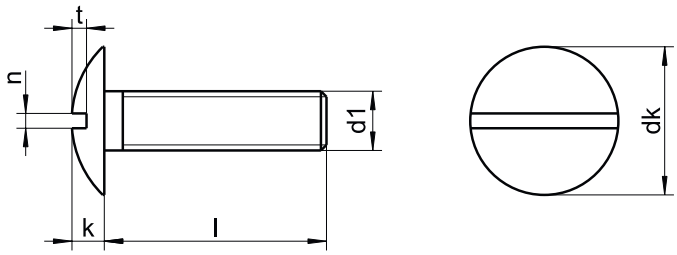

dk	7,3	10,0	12,5	15,0	20,0
k	2,0	2,2	2,7	3,3	4,4
n	0,8	1,2	1,2	1,6	2,0
t	0,95	1,00	1,20	1,50	2,00
Length /Ø	**M3**	**M4**	**M5**	**M6**	**M8**
5	★				
6	★				
8	★	★	★	★	★
10	★	★	★	★	★
12	★	★	★	★	★
16	★	★	★	★	★
20	★	★	★	★	★
25	★	★	★	★	★
30	★	★	★	★	★
35	★	★	★	★	★
40	★	★	★	★	★
45	★	★	★	★	★
50	★	★	★	★	★
60		★	★	★	★
70		★	★	★	★
80			★	★	★
90			★	★	★
100			★	★	★
120			★	★	★
BOX	100	100	100	100	100

★ A1 / ★ A2 / ★ A4

Lorzo Tecnologie Srl

ART. 25511 type Z - M - L

Serrated conical spring washers

Rondelle coniche zigrinate

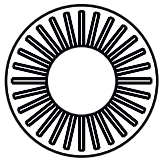

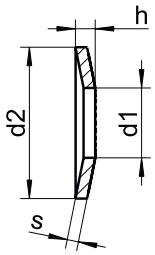

d1	for	d2 / s type Z	d2 / s type M	d2 / s type L	h min / max type Z	h min / max type M	h min / max type L	MAT	BOX
3,1	M3	6/0,5	8/0,6	10/0,6	0,7/0,9	0,8/1,0	0,95/1,2	★★	1000
4,1	M4	8/0,8	10/0,9	14/1,0	1,0/1,2	1,15/1,4	1,4/1,8	★★	1000
5,1	M5	10/1,0	12/1,1	16/1,2	1,25/1,50	1,45/1,8	1,7/2,10	★★	1000
6,1	M6	12/1,2	14/1,3	18/1,4	1,55/1,85	1,75/2,10	2,10/2,5	★★	1000
8,2	M8	16/1,4	18/1,4	22/1,6	1,8/2,2	1,9/2,35	2,2/2,7	★★	1000
10,2	M10	20/1,6	22/1,6	27/1,8	2,1/2,6	2,25/2,75	2,6/3,10	★★	1000
12,4	M12	24/1,8	27/1,8	32/2,0	2,4/2,9	2,6/3,1	3,10/3,6	★★	500
14,4	M14	-	30/2,4	-	-	3,2/3,7	-	★★	250
16,4	M16	-	32/2,8	-	-	3,6/4,1	-	★★	250
20,5	M20	-	40/3,2	-	-	4,3/4,9	-	★★	100

★ A1 / ★ A2 / ★ A4

Zozzo Tecnologie Srl

DIN 763

Chains long link

Catena a maglia lunga

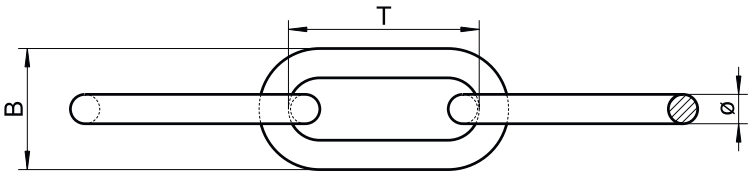

Ø	B	T	MAT	BOX
2	8,0	22	★	100
3	12,0	26	★	100
4	16,8	32	★	100
5	21,0	35	★	100
6	25,2	42	★	50/100
8	33,6	52	★	50/100
10	42,0	65	★	50/100

★ A1 / ★ A2 / ★ A4

Zorzo Tecnologie Srl

DIN 766

Chains short link

Catena a maglia corta

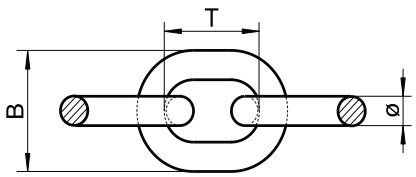

Ø	B mm	T mm	MAT	BOX
2	8,0	12,0	★	100
3	12,0	16,0	★	100
4	13,6	16,0	★	100
5	17,0	18,5	★	100
6	20,4	18,5	★	50/100
8	27,2	24,0	★	50/100
10	36,0	28,0	★	50/100

★ A1 / ★ A2 / ★ A4

Zorzo Tecnologie Srl

ART. 8000 - sim. DIN 3053

Wire ropes, 1 X 19 rigid

Fune 19 fili (rigida)

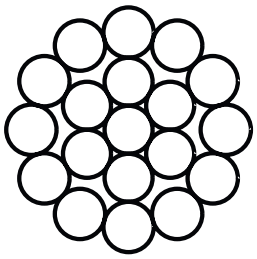

d	math. breaking load kN	min. breaking load kN
1	0,94	0,83
1,5	2,11	1,86
2	3,75	3,30
2,5	5,86	5,15
3	8,43	7,42
4	15,00	13,20
5	23,40	20,60
6	33,70	29,70
8	60,00	52,80
10	93,70	82,50
12	135,00	119,00

MAT	BOX
★	250
★	250
★	250
★	250
★	250
★	250
★	250
★	250
★	100
★	100
★	100

★ A1 / ★ A2 / ★ A4

Zorro Tecnologie Srl

ART. 8001 - sim. DIN 3055

Wire ropes, 7 X 7 soft

Fune 49 fili (morbida)



d	math. breaking load kN	min. breaking load kN
1	0,71	0,63
1,5	1,62	1,42
2	2,69	2,25
2,5	4,50	3,95
3	6,05	5,07
4	10,80	9,01
5	16,80	14,10
6	24,20	20,30
8	43,00	36,10
10	67,20	56,30

MAT	BOX
★	250
★	250
★	250
★	250
★	250
★	250
★	250
★	250
★	100
★	100

★ A1 / ★ A2 / ★ A4

Zorzo Tecnologie Srl

ART. 8002 - sim. DIN 3060

Wire ropes, 7 X 19 flexible

Fune 133 fili (flessibile)



d1	math. breaking load kN	min. breaking load kN	MAT	BOX
1,5	1,46	1,17	★	250
2	2,65	2,33	★	250
2,5	4,17	3,66	★	250
3	5,86	4,69	★	250
4	10,40	8,34	★	250
5	16,30	13,00	★	250
6	23,40	18,80	★	250
7	31,90	25,50	★	250
8	41,70	33,30	★	100
10	65,10	52,10	★	100
12	93,70	75,00	★	100
14	128,00	102,00	★	100

★ A1 / ★ A2 / ★ A4

Zorro Tecnologie Srl

ART. 8040

Thimbles

Redance

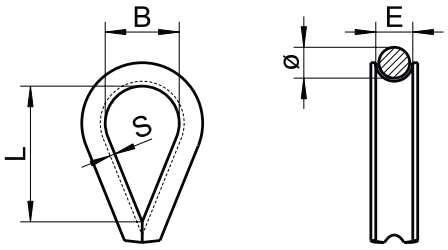

for rope Ø	E	B	L	S	MAT	BOX
2	2,5	7	10	1,0	★	50
2,5	3,0	8	14	1,0	★	50
3	3,5	10	17	1,0	★	50
4	4,5	11	18	1,0	★	50
5	5,6	13	20	1,2	★	50
6	6,5	15	25	1,2	★	20
8	9,0	18	33	1,5	★	10
10	11,0	23	41	2,0	★	10
12	14,0	27	48	2,0	★	10
14	15,0	34	53	2,5	★	5
16	17,0	36	57	3,0	★	5
18	19,0	40	67	3,0	★	5
20	22,0	45	75	4,0	★	5

★ A1 / ★ A2 / ★ A4

Lorzo Tecnologie Srl

ART. 8060

Spring hooks

Moschettoni

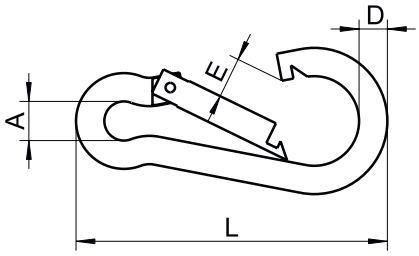

D	L	A	E	MAT	BOX
4	40	6	6	★	20
5	50	8	7	★	20
6	60	9	8	★	20
7	70	10	8	★	20
8	78	12	9	★	20
10	100	15	12	★	10
11	120	18	16	★	10
12	140	20	19	★	5

★ A1 / ★ A2 / ★ A4

Zorzo Tecnologie Srl

ART. 8246

Turnbuckles

Tenditori

Type A

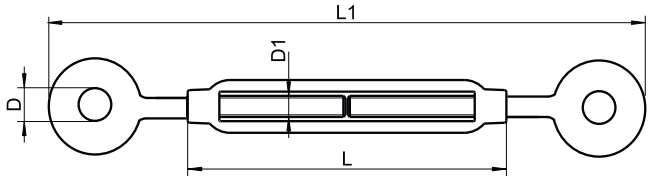

Type B

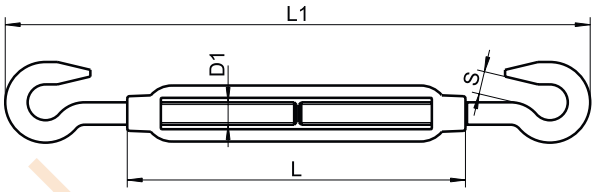

Type C

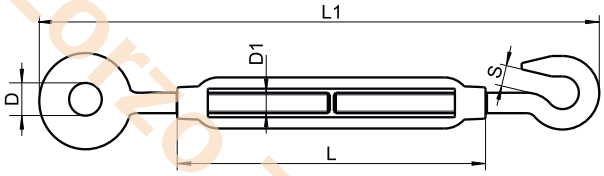

D1	L	L1	D	S
M 5	70	120	8	8
M 6	90	150	10	9
M 8	120	200	14	11
M 10	150	240	16	12
M 12	200	310	18	14
M 16	250	390	26	16
M 20	300	440	30	18

MAT	BOX
★	10
★	10
★	10
★	5
★	5
★	1
★	1

★ A1 / ★ A2 / ★ A4

Zorro Tecnologie Srl

ART. 8248

Wire rope clamps

Morsetti per cavo

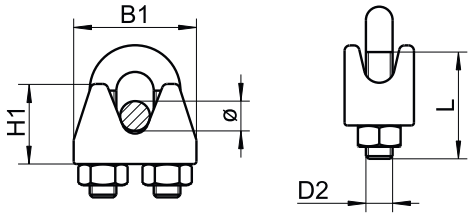

for rope Ø	D2	H1	L	B1	MAT	BOX
2	M 3	10	11	16	★	50
3	M 3	11	11	18	★	50
4	M 4	13	12	21	★	20
5	M 5	15	15	25	★	20
6	M 6	17	18	28	★	20
8	M 6	20	18	31	★	10
10	M 8	23	22	38	★	10
13	M 10	25	30	47	★	10
16	M 10	32	34	54	★	10
19	M 12	38	36	62	★	10
22	M 12	43	40	64	★	10

★ A1 / ★ A2 / ★ A4

Zorzo Tecnologie Srl

ART 8258

D - shackles straight

Grilli dritti a “D”

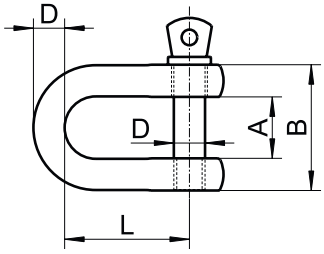

D	A	B	L	MAT	BOX
4	8	16	16	★	50
5	10	20	20	★	50
6	12	24	24	★	20
7	14	28	28	★	20
8	16	32	32	★	10
10	20	40	40	★	10
12	24	48	48	★	5
13	26	52	52	★	5
16	32	64	64	★	5
19	38	76	76	★	1
22	44	88	88	★	1
25	50	100	100	★	1

★ A1 / ★ A2 / ★ A4

Zorzo Tecnologie Srl